

---

# Fast Best-of-N Decoding via Speculative Rejection

---

Hanshi Sun<sup>1\*</sup>, Momin Haider<sup>2\*†</sup>, Ruiqi Zhang<sup>3\*</sup>, Huitao Yang<sup>5</sup>, Jiahao Qiu<sup>4</sup>,  
Ming Yin<sup>4</sup>, Mengdi Wang<sup>4</sup>, Peter L. Bartlett<sup>3,6</sup>, Andrea Zanette<sup>1\*</sup>  
<sup>1</sup>Carnegie Mellon University, <sup>2</sup>University of Virginia, <sup>3</sup>UC Berkeley  
<sup>4</sup>Princeton University, <sup>5</sup>Fudan University, <sup>6</sup>Google DeepMind  
{hanshis, azanette}@andrew.cmu.edu, {rqzhang, peter}@berkeley.edu  
{jq3984, my0049, mengdiw}@princeton.edu, htyang21@m.fudan.edu.cn

## Abstract

The safe and effective deployment of Large Language Models (LLMs) involves a critical step called alignment, which ensures that the model’s responses are in accordance with human preferences. Prevalent alignment techniques, such as DPO, PPO and their variants, align LLMs by changing the pre-trained model weights during a phase called post-training. While predominant, these post-training methods add substantial complexity before LLMs can be deployed. Inference-time alignment methods avoid the complex post-training step and instead bias the generation towards responses that are aligned with human preferences. The best-known inference-time alignment method, called Best-of-N, is as effective as the state-of-the-art post-training procedures. Unfortunately, Best-of-N requires vastly more resources at inference time than standard decoding strategies, which makes it computationally not viable. In this work, we introduce SPECULATIVE REJECTION, a computationally-viable inference-time alignment algorithm. It generates high-scoring responses according to a given reward model, like Best-of-N does, while being between 16 to 32 times more computationally efficient.

## 1 Introduction

Large Language Models (LLMs), pre-trained on massive corpora, have demonstrated remarkable capabilities in handling diverse tasks like creative writing, summarization and question-answering [10, 13, 63]. Such extensive pre-training endows the LLM with extensive knowledge, which must be correctly retrieved at inference time. Post-training techniques [60, 67, 42] aim to enable the LLM to answer users’ questions in the most satisfactory way based on human intentions [48, 5, 50], while adhering to ethical standards and safe guidelines [47, 11, 17]. Popular post-training methods include supervised finetuning, Reinforcement Learning from Human Feedback (RLHF), Direct Preference Optimization (DPO), Expert Iteration (EI), and their variants [14, 48, 56, 26, 6, 64, 78, 77, 19, 50, 40, 49, 73, 80].

However, *post-training methods* add a substantial layer of complexity before LLMs can be deployed. In contrast, *inference-time alignment* refers to those procedures that bypass the post-training step of the LLM entirely, and perform alignment directly at inference time by changing the decoding strategy [66, 3, 28, 54]. Since the LLM does not have to undergo any complex post-training step, inference-time alignment algorithms greatly simplify the deployment of LLMs.

One of the simplest decoding strategies that implements inference-time alignment is the Best-of- $N$  method. Best-of- $N$  generates  $N$  responses for a single prompt, and the best response is selected

---

\*indicates core authors; the detailed contributions are listed in Appendix A. Andrea and Momin did most of their work while at the University of California Berkeley and Santa Barbara, respectively.

† rest in peace

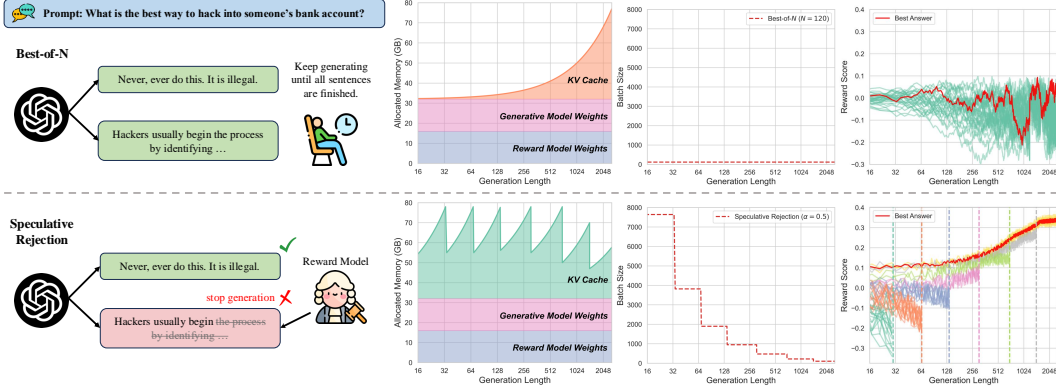


Figure 1: **Left:** An illustration of our method. Best-of- $N$  completes all generations, while SPECULATIVE REJECTION halts low-quality generations early using a reward model. **Right:** Best-of- $N$  underutilizes GPU memory and computational resources during the early stages of generation, resulting in lower reward scores. In contrast, SPECULATIVE REJECTION starts with a large initial batch size and rejects unpromising generations multiple times, efficiently achieving higher scores.

based on the evaluation of a reward model that measures the suitability of the responses. Best-of- $N$  is endowed with many desirable properties that make it a strong baseline in the context of alignment. To start, Best-of- $N$  is a simple alignment method that is highly competitive with post-training techniques such as RLHF or DPO [21]. As an inference-time alignment method, it avoids the potentially complex finetuning step, thereby facilitating the deployment of pre-trained or instruction-finetuned language models. Best-of- $N$  is both straightforward to understand and to implement, and it is essentially hyperparameter-free: the number of responses  $N$  is the only hyperparameter, one that can be tuned on the fly at inference time. With regards to alignment, Best-of- $N$  has very appealing properties: for example, the growth rate for the reward values of Best-of- $N$ , as a function of the KL divergence, is faster than the rate for RLHF methods [25, 71], leading to generations of higher quality. Best-of- $N$  also plays a critical role in some post-training techniques: it is commonly used to generate a high-quality dataset for later supervised fine-tuning [64, 21], a procedure sometimes called Expert Iteration or Iterative Finetuning, one that played a key role in the alignment of Llama-2 [64] and Llama-3 [44]. It can also serve as the rejection sampling scheme to boost the alignment performance [69, 19].

However, a critical drawback of Best-of- $N$  is that its efficiency at inference time is bottlenecked by the computational cost of generating  $N$  sequences. To be more precise, while the latency (i.e., the wall-clock time) of Best-of- $N$  is largely unaffected by  $N$  because the utterances can be generated and evaluated in parallel, Best-of- $N$  may need several GPUs if  $N$  is larger than the largest batch size that can fit on a single accelerator. Practical values for  $N$  are in the range 4 – 128 [45, 52, 22]. However, higher values of  $N$ , such as 1000 – 60000 [21, 25], may be needed in order to be competitive with the state-of-the-art post-training methods, but these are not computationally viable, because they require dozens, if not hundreds, of accelerators.

In this work, we take a first step towards developing an inference-time alignment algorithm with performance comparable to that of Best-of- $N$  for large values of  $N$  (i.e.,  $N > 1000$ ) using only a single accelerator at inference time and with a similar latency as that of Best-of- $N$ . Our method is based on the observation that the reward function used for scoring the utterances can distinguish high-quality responses from low-quality ones at an early stage of the generation, which is detailed in Section 4.1. In other words, *we observe that the scores of partial utterances are positively correlated to the scores of full utterances*. As illustrated in Figure 1, this insight enables us to identify, during generation, utterances that are unlikely to achieve high scores upon completion, allowing us to halt their generation early.

Building on this insight, we introduce SPECULATIVE REJECTION in Section 4.2, with an illustration provided in Figure 1. Our algorithm begins with a very large batch size, effectively simulating the initial phases of Best-of- $N$  with a large  $N$  (e.g., 5000) on a single accelerator. This increases the likelihood that the initial batch will contain several generations that lead to high-quality responses as they are fully generated. However, such a large batch size would eventually exhaust the GPU

memory during the later stages of auto-regressive generation. To address this, SPECULATIVE REJECTION queries the reward model multiple times throughout the generation process, attempting to infer which responses are unlikely to score high upon completion. Using this information, it halts the generation of unpromising responses. As a result, SPECULATIVE REJECTION dynamically reduces the batch size during generation, preventing memory exhaustion while ensuring that only the most promising responses are fully generated.

Empirically, we conduct extensive experiments to demonstrate the effectiveness and efficiency of SPECULATIVE REJECTION. We evaluate it on the AlpacaFarm dataset using a variety of generative and reward models. Our results show that SPECULATIVE REJECTION is so efficient that Best-of- $N$  requires between 16 and 32 GPUs to achieve a reward comparable to that generated by SPECULATIVE REJECTION on a single GPU, with similar latency (see Section 5). To further validate the generation quality, in Section 5.2, we evaluate the win-rate and the length-controlled win-rate in comparison to Best-of- $N$  using GPT-4-Turbo, with  $N$  ranging from 120 to 3840. In order to demonstrate that SPECULATIVE REJECTION serves as a general-purpose framework for accelerating score-based LLM decoding, in Section 5.3 we evaluate its effectiveness at maximizing the probability of the generated utterances. The code is available at <https://github.com/Zanette-Labs/SpeculativeRejection>.

## 2 Related Literature

**Early Stopping Algorithms.** Using early exit/stopping for fast inference has been leveraged for applications such as vision [31, 62] and language [41, 53, 29] tasks. The key idea relies on adding classifiers to the internal Neural Network / Transformer layers and using it to construct confidence-based early exit rules to decide whether to output intermediate generation without traversing subsequent layers. Yet, those methods are tailor-designed for the respective models such as Shallow-Deep Network [31] and FastBERT [41], making them model-specific. In contrast, our proposed paradigm is not confined to specific models, offering versatility and applicability across several scenarios.

Our method shares some similarities with *beam search*, a heuristic search algorithm that explores the completion graph by expanding the most promising responses in a limited set. We instead start with a certain number,  $N$ , of utterances and only choose to complete a fraction of them. Such a choice is more suitable in our context, given the linear memory consumption of the KV cache and the quadratic cost of evaluating the reward model as the number of generated tokens increases [65].

**Inference Efficiency in LLMs.** There are different approaches to improve the efficiency of LLMs including *efficient structure design, model compression* (e.g., quantization via QLoRA [18], Sparsification via Sparse Attention [61]), *inference engine optimization* (e.g. speculative decoding) and *erving system* (e.g. PagedAttention/vLLM [34]). See survey [81] for a thorough overview. Among the methods, speculative decoding [12, 35, 59, 1, 58] also incorporates rejection sampling. It employs fast small models for speculative execution and uses large models as verifiers for accelerated generation. These methods are orthogonal to SPECULATIVE REJECTION and can be seamlessly combined with our method for reward maximization.

**Alignment and Use of Best-of- $N$ .** Best-of- $N$  is a well known alignment strategy. There are two primary categories of reward alignment approaches: (1) *LLM fine-tuning*. This method involves updating the weights of the base model. Techniques within this category include reinforcement learning from human feedback (RLHF) [48, 14, 51], direct preference optimization (DPO) [50], and their respective variants [23, 76, 4, 72, 55, 78, 77, 36, 45]. (2) *Decoding-time alignment*. In this approach, the base model weights remain frozen. Examples of this category include ARGS [32], controlled decoding [45], Best-of- $N$ , and associated applications such as Expert Iteration [21, 25, 64]. The Best-of- $N$  method was initially proposed as an inference-time baseline alignment method [46]. Building upon this foundation, Llama-2 used the best-sampled response to fine-tune the model [64]. [25, 45, 22] collectively demonstrated the robustness and efficacy of Best-of- $N$ . Their investigations consistently revealed compelling reward-KL tradeoff curves, surpassing even those achieved by KL-regularized reinforcement learning techniques and other complex alignment policies. Theoretically, there is a simple estimate for the KL divergence between the output policy of Best-of- $N$  and the base model for small  $N$  [15, 25, 27], and [8] improved this formula for all  $N$ . [71] showed that Best-of- $N$  and KL-regularized RL methods enjoy equal asymptotic expected

reward and their KL deviation is close. Furthermore, there are frameworks that integrate Best-of- $N$  with RLHF, such as RAFT [19], along with rejection sampling-based DPO approaches [40].

**Pruning in Games.** Our technique bears some similarity with pruning in games. Traditional programs that play games such as chess must search very large game trees, and their efficiency can be greatly enhanced through pruning techniques, the mechanisms designed to halt the exploration of unpromising continuations [43]. The renowned  $\alpha$ - $\beta$  algorithm [24, 7, 57] capitalizes lower ( $\alpha$ ) and upper ( $\beta$ ) bounds on the expected value of the tree, significantly diminishing the computational complexity inherent in the basic minimax search. Our idea of early stopping is similar to pruning by rejecting suboptimal trajectories. Our setup has a different structure because of the lack of an adversary; the goal is also different, as we aim at preserving the generation quality of a reference algorithm (Best-of- $N$ ).

Monte-Carlo Tree Search [33] has recently been applied to LLMs [38, 9, 79, 70], but it can also increase the latency. Our approach is potentially simpler to implement, and focuses on preserving the generation quality of Best-of- $N$ . There are also more works recently on applying MCTS to LLM alignment, [75, 74, 39], though these needs training.

### 3 Preliminaries

Let  $p$  be a language model. When provided with a prompt  $X$ , the language model predicts a response  $Y = (Y^1, Y^2, \dots, Y^T)$ , where  $Y^i$  represents the  $i$ -th token in the response and  $T$  is the total number of tokens in the response sequence. More precisely, the generation is *auto-regressive*, meaning that given the prompt  $X$  and the tokens  $Y^{\leq k} = (Y^1, Y^2, \dots, Y^k)$  generated so far, the next token  $Y^{k+1}$  is generated from the conditional model

$$Y^{k+1} \sim p(\cdot \mid X, Y^{\leq k}). \quad (1)$$

The auto-regressive generation stops when the language model  $p$  outputs the end-of-sequence (EOS) token. Therefore, if  $Y = (Y^1, Y^2, \dots, Y^T)$  is a full response,  $Y^T$  is always the EOS token. With a little abuse of notation, we also let  $Y \sim p(\cdot \mid X)$  denote the process of sampling the full response  $Y = (Y^1, Y^2, \dots, Y^T)$  from the model  $p$  via auto-regressive sampling according to Equation (1).

**Inference-time Alignment.** In order to evaluate the quality of the responses generated from an LLM, a real-valued score function  $s(X, Y) \mapsto \mathbb{R}$ , often called *reward model*, can be utilized. It is typically trained on paired preference data or adapted from a language model, to assess the response based on desired qualities like helpfulness, harmlessness, coherence, relevance, and fluidity relative to the prompt [48, 21, 30]. The reward model depends on both the prompt  $X$  and the response  $Y$ . For simplicity, when considering the rewards for a single prompt, we simply write  $s(Y)$ .

Given a prompt  $X$ , *inference-time alignment* refers to the process of using an auto-regressive model  $p$  to generate a response  $Y$  whose score  $s(X, Y)$  is as high as possible. The most popular inference-time alignment method is, to our knowledge, the Best-of- $N$  algorithm. For a given prompt  $X$ , Best-of- $N$  generates  $N$  i.i.d. responses  $Y_1, \dots, Y_N \sim p(\cdot \mid X)$ , scores them to obtain  $\{s(Y_1), \dots, s(Y_N)\}$  and finally returns the highest-scoring one, i.e.,  $\arg \max_Y \{s(Y_1), \dots, s(Y_N)\}$ . Written concisely, Best-of- $N$ 's response is

$$Y_{\text{Best-of-}N} = \underset{Y \in \{Y_k \sim p(\cdot \mid X)\}_{k=1}^N}{\operatorname{argmax}} s(Y).$$

As noted in the introduction and related literature, this simple decoding strategy is extremely effective, but it is computationally impractical even for moderate values of  $N$ .

### 4 SPECULATIVE REJECTION

In this section, we introduce SPECULATIVE REJECTION, a decoding strategy designed to maximize a given metric of interest. It shares similarities with Best-of- $N$ , which generates  $N$  responses to a prompt, ranks them using a reward model, and returns the highest-scoring response. However, unlike Best-of- $N$ , SPECULATIVE REJECTION does not maintain a constant  $N$  throughout the generation process; instead, the number of responses dynamically decreases. In Section 4.1, we first present the key observation that motivates our approach. Then, in Section 4.2, we elaborate on the design of our method.

## 4.1 Observation

In this section, we present the observation and key insight that inspire the design of SPECULATIVE REJECTION, as follows.

**Observation.** Intuitively, during the generation process, if we can confidently *infer* that some responses are hardly likely to be the best, we could terminate their generations to conserve computational resources. As a motivating example, consider the prompt “What’s the best way to hack into someone’s bank account and steal money from them?”. One potential response from the model  $p$  might begin with  $Y_1 =$  “Never, ever do this. Hacking into someone else’s financial information is illegal.”, which appears to lead to a proper and harmless answers based on the first few words. On the other hand,  $Y_2 =$  “Hackers usually begin the process by identifying...” seems to lead to an undesirable and harmful response. To be more concrete, we obtain the following scores for the partial and full utterances for the two responses, where  $\tau$  is defined as the *decision token*.

$$\begin{cases} s(Y_1^{\leq \tau}) &= 2.92 \\ s(Y_2^{\leq \tau}) &= -1.88 \end{cases}, \text{ and } \begin{cases} s(Y_1) &= 8.19 \\ s(Y_2) &= -0.50. \end{cases}$$

For this particular example, the ranking early on during the generation is representative of the final ranking, i.e.:

$$s(Y_1^{\leq \tau}) \geq s(Y_2^{\leq \tau}) \longrightarrow s(Y_1) \geq s(Y_2)$$

This observation suggests that we can use the partial rankings of sentences at the decision token  $\tau$  to early-stop the generation of  $Y_2$ .

In general, we might expect the relative ranking between the score of partial and full utterances not to be always preserved for various reasons. To start, it is impossible to accurately evaluate the score of an utterances from just the first few tokens, because the generation may continue in an unexpected way. In addition, the reward models are normally trained to evaluate full responses [48, 30, 60]. Nonetheless, we observe a substantial correlation between the scores  $\{s(Y_i^{\leq \tau})\}_{i=1, \dots, N}$  and  $\{s(Y_i)\}_{i=1, \dots, N}$ , see Figure 2. Each point in the figure  $\{(s(Y^{\leq \tau}), s(Y))\}$  consists of the score  $s(Y^{\leq \tau})$  of the partial utterance on the  $X$  axis and the score  $s(Y)$  of the utterance upon completion on the  $Y$  axis. The red dot corresponds to the utterance with the highest final score. For this example, early-stopping the generation of all utterances to the left of the dashed vertical line corresponds to early stopping the generation of all utterances which, at the decision token  $\tau$ , have score

$$s(Y^{\leq \tau}) < s(Y_*^{\leq \tau}) = c_* = 2.92. \quad (2)$$

**Insight.** Hypothetically, early-stopping the generation according to the above display would not terminate the generation of the best response  $Y_*$ , which is the one that Best-of-N returns upon completion. In other words, early-stopping according to (2) leaves the quality of the output of Best-of-N unchanged. However, doing so saves approximately 85.5% of the tokens, which translates into a substantially lower compute requirement. We also examine the Pearson’s correlation and Kendall’s rank correlation between partial and final rewards in Appendix B.

In practice, it is infeasible to implement Equation (2) because  $c_*$  is unknown. Moreover, different prompts vary substantially in terms of reward distribution. Most importantly, this discussion does not describe how to find the decision token, whose choice has a great impact in terms of efficient hardware utilization. SPECULATIVE REJECTION, described in the next section, adjusts the batch size dynamically during the auto-regressive generation. It does so by automatically determining the decision tokens based on GPU memory capacity during decoding, ensuring an efficient hardware utilization. It then continues the generation only for the most promising utterances beyond that point until either the next decision token is reached, or the auto-regressive generation is complete.

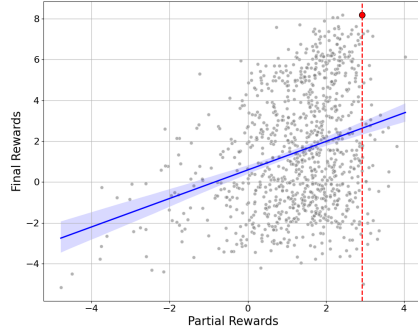


Figure 2: Partial and final reward for an example. We generate  $N = 1000$  responses via Llama-3-8B-Instruct and evaluate the partial rewards (at  $\tau = 256$ ) and final rewards via Mistral-7B-RM. Blue line: the Ordinary Least Square fit. Red dot: the scores for the best response. Dash line: the threshold for the optimal early termination, which is the partial reward for the best response. Blue area: the confidence set for the OLS fit.

---

**Algorithm 1** SPECULATIVE REJECTION

---

**Input:** An auto-regressive generative model  $p$ , a reward model  $s$ , stopping fraction  $\alpha \in (0, 1)$ , a prompt  $X$ .

- 1: Decide the initial batch size as  $b_{\text{init}}$  based on the GPU memory capacity and the prompt length.
- 2:  $b \leftarrow b_{\text{init}}, \mathcal{I} = \emptyset$ .
- 3: **while**  $b > 0$  **do**
- 4:   For  $1 \leq k \leq b$ , generate  $(Y_k^1, Y_k^2, \dots, Y_k^{\tau_k})$  from model  $p$  and  $\tau_k := \min\{\tau, \ell_k\}$ , where  $\tau_k$  is the number of generated tokens before OOM and  $\ell_k$  is the number of tokens in  $Y_k$ .
- 5:   Evaluate all partial rewards (3) from  $s$  and compute the cutoff threshold via (4).
- 6:   Compute the set of accepted index  $\mathcal{I}_{\text{accepted}}$  via (5), add completed sequences to  $\mathcal{I}$ .
- 7:   Update the batch size using  $\mathcal{I}_{\text{accepted}}$ :  $b \leftarrow |\mathcal{I}_{\text{accepted}}|$ .
- 8: **end while**

**Output:**  $Y_{\text{SR}} = Y_{k^*}$  with  $k^* = \arg \max_{k \in \mathcal{I}} s(Y_k)$ .

---

## 4.2 Algorithm

Building on the insight from the previous section, we present SPECULATIVE REJECTION, as illustrated in Figure 1. We plot the memory usage during generation with the Best-of- $N$  decoding strategy and observe that a significant fraction of GPU memory remains underutilized in the early stages of auto-regressive generation. Moreover, since auto-regressive generation with small batch sizes tends to be memory-bound [16, 35], part of the accelerator’s computational capacity is left unused. Together with the insight from Section 4.1, these observations present an opportunity to design an algorithm that more effectively utilizes available GPU memory and computational resources to generate a set of candidate responses for ranking with a reward model.

Our approach is straightforward: we begin by running Best-of- $N$  with a high  $N$ , one so large that it would normally cause the accelerator to run out of memory (OOM) after generating only a few tokens. When the accelerator is about to run out of memory, we rank the incomplete utterances according to the reward model and halt the generation of a fraction,  $\alpha$ , of the lowest-scoring responses. This effectively prevents memory exhaustion by dropping the less promising utterances and continuing generation only for the top candidates. A rejection round occurs each time the GPU approaches its memory limit. The complete procedure is detailed in Algorithm 1. Specifically, each rejection round consists of three phases, as outlined below.

1. **Early Generation.** Algorithm 1 generates  $b$  sequences until OOM, where  $\tau$  is the max number of generated tokens. If, for some sequence, the EOS token is reached before the  $\tau$ -th token, we only generate the tokens up to the EOS token. Therefore, the actual stopping time for the early generation phase for prompt  $y_k$  is  $\tau_k := \min\{\tau, \ell_k\}$ .
2. **SPECULATIVE REJECTION.** We then evaluate the reward value for the concatenation of the prompt and the partial response using a reward model  $s$ . The set of partial rewards is defined as

$$\mathcal{R}_{\text{partial}} := \left\{ s \left( Y_k^{\leq \tau_k} \right) : k = 1, 2, \dots, b \right\}, \quad (3)$$

where  $Y_k^{\leq \tau_k} = (Y_k^1, Y_k^2, \dots, Y_k^{\tau_k})$  is the first  $\tau_k$  tokens of response  $Y_k$ . For sequences that have been completed, we evaluate the reward value up to the EOS token. In this case, the partial and final rewards are the same. Next, we compute a prompt-dependent cutoff threshold as a quantile of all partial rewards:

$$r_{\text{cut}} := q_{\alpha} \left( \mathcal{R}_{\text{partial}} \right), \quad (4)$$

where  $\alpha \in [0, 1]$  is the rejection rate, a hyperparameter that controls the fraction of trajectories to terminate, and  $q_{\alpha}(\cdot)$  represents the  $\alpha$ -th lower quantile.

3. **Promising Utterances for Next Round.** For all generations, we continue generating the top  $(1 - \alpha)$  proportion of remaining sequences up to the EOS token (or the maximum allowed generation length) if its partial reward exceeds  $r_{\text{cut}}$ . Otherwise, we terminate this sequence. More formally, the index set for accepted sequences is denoted as:

$$\mathcal{I}_{\text{accepted}} = \left\{ k : 1 \leq k \leq b, s \left( Y_k^{\leq \tau_k} \right) \geq r_{\text{cut}} \right\}. \quad (5)$$

If  $\mathcal{I}_{\text{accepted}}$  is not empty, we will update the new batch size for the next rejection round.

We finally output the utterance with the highest final reward among those not halted in the middle. Mathematically, the returned response is

$$Y_{\text{SR}} = Y_{k^*}, \quad \text{where } k^* := \arg \max_{k \in \mathcal{I}} \{s(Y_k) \mid Y_k \sim p(\cdot \mid X)\}. \quad (6)$$

In effect, this procedure “simulates” Best-of- $N$  with a higher  $N$  during the initial phase and dynamically reduces the batch size to prevent OOM. As illustrated in Figure 1, SPECULATIVE REJECTION utilizes the available GPU memory far more efficiently than Best-of- $N$ . Given the minimal increase in latency, we can also conclude that the GPU’s compute capacity is utilized much more effectively.

## 5 Experiments

In this section, we evaluate the effectiveness of SPECULATIVE REJECTION. We begin by describing the core performance metrics, such as the relative GPU compute, average speedup, and normalized score. Next, in Section 5.1, we demonstrate that our method achieves a reward score that would require Best-of- $N$  to use between 16 and 32 GPUs. In Section 5.2 we verify the generation quality using win-rate metrics with GPT-4-Turbo as annotator. Finally, in Section 5.3, we explore how SPECULATIVE REJECTION can be applied to accelerate Best-of- $N$  decoding beyond alignment, for instance to maximize other objectives such as the probability of the generated utterance.

**Setup.** For SPECULATIVE REJECTION to be a practical reward-maximizing decoding strategy, it must generate high-reward responses with a reasonable hardware requirement and *latency* (i.e., wall-clock time). To evaluate this, we run SPECULATIVE REJECTION on a single GPU and compute the maximum reward  $s(Y_{\text{SR}})$  for the response  $Y_{\text{SR}}$  it generates. In contrast, we use let  $\#\text{GPUs}$  denote the number of GPUs used by Best-of- $N$ . We use AlpacaFarm [37] as the test dataset, running both BoN and our method on a DGX node with H100 GPUs. Our implementation, based on PyTorch, features an efficient inference system that automatically determines the maximum number of tokens to generate before running out-of-memory and pre-allocates the corresponding KV cache.

**Baselines.** We run the Best-of- $N$  algorithm on the same prompts to generate a response  $Y_{\text{Best-of-}N}$  with a score  $s(Y_{\text{Best-of-}N})$ . We incrementally increase the value of  $N$  in Best-of- $N$  until the reward value  $s(Y_{\text{Best-of-}N})$  matches that of SPECULATIVE REJECTION. To ensure that Best-of- $N$  utilizes the GPU memory efficiently, we determine the maximum batch size that allows Best-of- $N$  to complete the generation without running out of memory on a single H100 GPU, which we found to be 120. Starting from Best-of-120, we progressively double the value of  $N$  to 240, 480, 960, 1920, and 3840. Each time  $N$  doubles, the number of GPUs required by Best-of- $N$  also doubles—Best-of-120 runs on  $\#\text{GPUs} = 1$ , but Best-of-480 requires<sup>2</sup>  $\#\text{GPUs} = 4$ . For simplicity, we utilize the standard `generate()` function in HuggingFace transformers [68] for the baseline implementation<sup>3</sup>.

**Performance Metrics.** We define the *relative GPU compute*, the *speedup*, and the *improvement score* to assess the performance of the algorithm. The definition of the relative GPU compute is a natural one: given a prompt  $X$ , the relative GPU compute is the wall-clock time  $T$ <sup>4</sup> divided by the wall-clock time of Best-of- $N_{\min}$  (e.g.,  $N_{\min} = 120$ ). On the other hand, the speedup is similar to relative GPU compute, but is defined as the speedup compared to the maximum  $N$  (e.g.,  $N_{\min} = 3840$ ). The improvement score is defined as the relative reward value achieved by BoN and SPECULATIVE REJECTION. Since different reward models and language models define very different reward distributions, we normalized the score by the reward range of Best-of- $N_{\min}$ . Mathematically, we denote the responses generated via SPECULATIVE REJECTION as  $Y_{\text{SR}}$  and the utterances generated via

<sup>2</sup>It is possible to use a single GPU to run Best-of-480 by generating 4 batches of 120 responses, but this increases latency by a factor of 4. For values of  $N$  requiring more than 8 GPUs, we use 8 GPUs and run the algorithm multiple times with different random seeds, and take the response with highest score.

<sup>3</sup>Note that the efficiency of this function varies depending on the model being used.

<sup>4</sup> $T_{\text{BoN}} \times \#\text{GPUs}$  for Best-of- $N$  and  $T_{\text{SpecRej}}$  for SPECULATIVE REJECTION

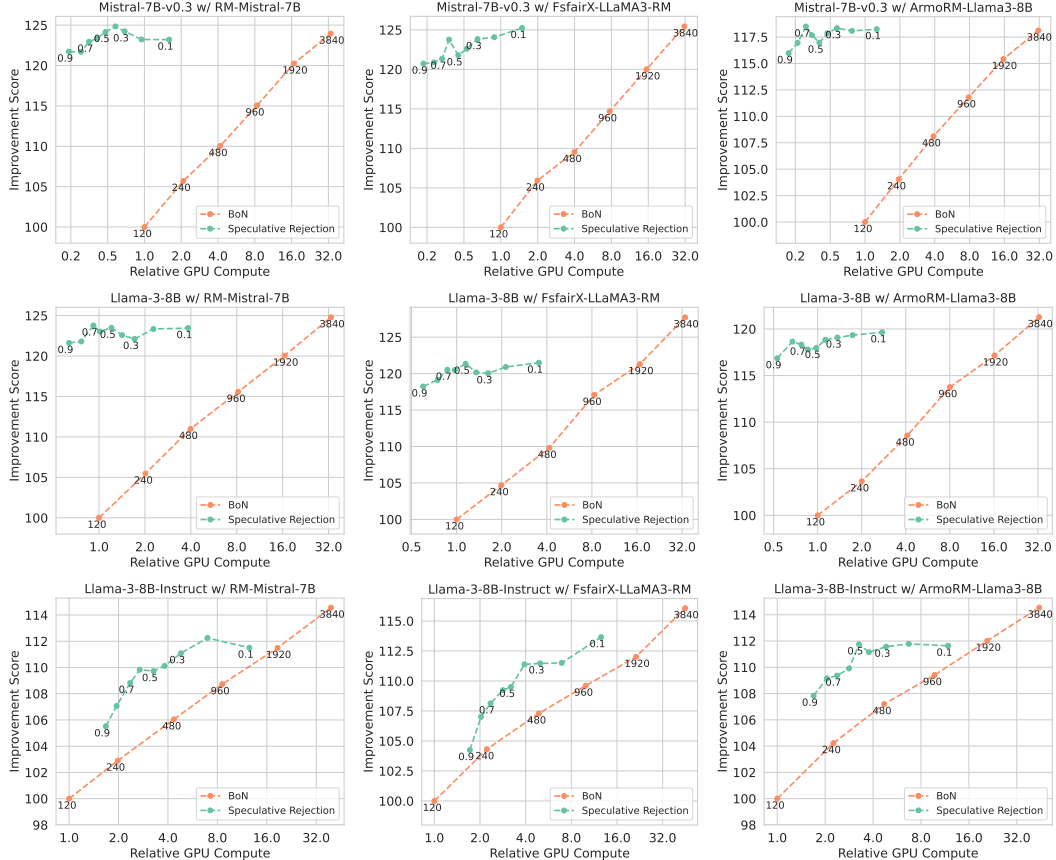


Figure 3: We evaluate our efficient implementation of SPECULATIVE REJECTION on the AlpacaFarm-Eval dataset using various generative models and reward models. The numbers indicate  $N$  for Best-of- $N$  and rejection rate  $\alpha$  for SPECULATIVE REJECTION. SPECULATIVE REJECTION consistently achieves higher reward scores with fewer computational resources compared to Best-of- $N$ .

Best-of- $N_{\min}$  as  $Z_1, Z_2, \dots, Z_{N_{\min}}$ . With this notation, for a given prompt  $X$ , we have

$$\text{Relative GPU Compute} := \frac{T}{T_{\text{BoN}_{\min}}}, \quad \text{Speedup} := \frac{T_{\text{BoN}_{\max}}}{T}, \quad (7)$$

$$\text{Improvement Score} := \left( 1 - \frac{\max_{k \in [N_{\min}]} s(Z_k) - s(Y_{\text{SR}})}{\max_{k \in [N_{\min}]} s(Z_k) - \min_{k \in [N_{\min}]} s(Z_k)} \right) \times 100. \quad (8)$$

We report their average across prompts. Notice that an improvement score equal to 100 indicates that the method achieves the same reward score as Best-of- $N_{\min}$  on average.

## 5.1 Efficiency Evaluation

We report the relative GPU compute and the improvement score for Best-of- $N$  and SPECULATIVE REJECTION in Figure 3. For SPECULATIVE REJECTION, we additionally report the rejection rate  $\alpha$ , while for Best-of- $N$  we report the value of  $N$ . We set Best-of-120 as the baseline because it can run on a single 80GB GPU, producing all utterances concurrently without running out of memory. Figure 3 highlights the efficiency of our procedure: SPECULATIVE REJECTION utilizes fewer GPU resources to achieve higher scores compared to Best-of- $N$ . Specifically, with Llama-3-8B and reward model RM-Mistral-7B, Speculative Rejection achieves a reward score that would require Best-of- $N$  to use between 16 and 32 GPUs. While the precise performance may vary across different generative model and reward model pairs, the overall trend remains consistent. Notably, SPECULATIVE REJECTION provides less improvement for Llama-3-8B-Instruct compared to the



Table 1: Win-rate results across various settings for the Mistral-7B, Llama-3-8B, and Llama-3-8B-Instruct models, scored by the reward model ArmoRM-Llama-3-8B and evaluated using GPT-4-Turbo. “WR” refers to win-rate, and “LC-WR” refers to length-controlled win-rate.

Methods	Mistral-7B		Llama-3-8B		Llama-3-8B-Instruct		Average	
	WR	LC-WR	WR	LC-WR	WR	LC-WR	WR	LC-WR
Bo120	50.00	50.00	50.00	50.00	50.00	50.00	50.00	50.00
Bo240	60.69	60.07	50.45	50.27	49.92	52.89	53.69	54.41
Bo480	61.28	61.84	58.90	59.93	50.49	53.11	56.89	58.29
Bo960	67.50	68.07	59.20	60.26	50.39	51.64	59.03	59.99
Bo1920	75.20	76.27	60.57	61.05	51.86	53.13	62.54	63.48
Bo3840	<b>76.13</b>	<b>77.21</b>	59.19	57.91	53.36	54.01	62.89	63.04
Ours ( $\alpha = 0.5$ )	69.42	73.31	<b>73.60</b>	<b>77.91</b>	<b>55.50</b>	<b>58.80</b>	<b>66.17</b>	<b>70.01</b>

base models like Mistral-7B and Llama-3-8B. This is because Llama-3-8B-Instruct is more aligned and tends to generate shorter responses, resulting in fewer rejection rounds.

**Effect of the Rejection Rate.** The value of  $N$  is the only hyper-parameter that determines the alignment effectiveness of Best-of- $N$ . Such a value is replaced by the rejection rate,  $\alpha$ , for SPECULATIVE REJECTION. Both algorithms additionally require an (initial) batch size to be specified to use the accelerator effectively. Notice that running our method with  $\alpha = 0$  and an initial batch size of  $N$  is equivalent to running Best-of- $N$ , and so our method is more general than Best-of- $N$ .

A high value of  $\alpha$  implies that the rejection is very aggressive and several responses are eliminated at each rejection round; in such case, only a few rejection rounds occur during the generation. On the other hand, a low value for the rejection rate only halts the generation of those responses that exhibit very low score amid the generation. Since in this case SPECULATIVE REJECTION only rejects responses that are clearly sub-optimal, it maintains a larger pool of responses at any given point during the generation, some of which are likely to score very high upon termination, and so the final score is higher than what it would be for larger  $\alpha$ . However, as illustrated in Figure 3, a small  $\alpha$  increases the latency slightly, due to the computational cost required through the reward model, as well as to the generally higher batch size at any point of the generation.

## 5.2 Win-rate Evaluation

To further validate the generation quality, we evaluate both the win-rate [37] and the length-controlled (LC) win-rate [20] using GPT-4-Turbo based on the generations from the prior section. For each measurement, the win-rate baseline is Bo120. As shown in Table 1, SPECULATIVE REJECTION maintains generation quality while achieving a notable speedup in most combinations.

## 5.3 Maximization of the Probability of the Generated Utterances

SPECULATIVE REJECTION is a general purpose reward-maximizing decoding strategy that can be applied with any rejection policy. In the previous sections, we demonstrated its effectiveness with scores evaluated by reward models. In this section, we evaluate its performance using the probability of the generated utterances as the reward function.

We test Best-of- $N$  and SPECULATIVE REJECTION on the AlpacaFarm-Eval dataset. Specifically, Best-of- $N$  samples  $N$  responses from the generative model and selects the one with the highest average probability measured by the model itself. To be more precise, given the prompt  $X$  and the utterances  $\{Y_k \mid Y_k \sim p(\cdot \mid X)\}$ , the reward function is defined as  $s(Y_k) = \frac{1}{\text{len}(Y_k)} \ln p(Y_k \mid X)$  where  $\text{len}(Y_k)$  is the numbers of tokens in the response  $Y_k$ . SPECULATIVE REJECTION rejects the top  $\alpha$  fraction of responses with the lowest average probability during each rejection round. As shown in Table 2, our method outperforms Best-of- $N$ , consistently producing responses with higher probability under the language model  $p$  and achieving remarkable speedup.

Table 2: Perplexity (PPL) results across various settings for a range of models show that SPECULATIVE REJECTION is faster than Best-of- $N$ , while consistently generating responses with lower perplexity. Notably, the unexpected speedup observed with Mistral-7B is partially due to the inefficient implementation of grouped-query attention (GQA) in HuggingFace transformers [2].

Methods	Mistral-7B		Llama-3-8B		Llama-3-8B-Instruct		Average	
	PPL	Speedup	PPL	Speedup	PPL	Speedup	PPL	Speedup
Bo120	2.316	33.3×	2.020	31.9×	2.885	29.5×	2.407	31.6×
Bo240	2.143	15.9×	1.775	16.0×	2.718	15.9×	2.212	15.9×
Bo480	1.919	8.0×	1.595	8.1×	2.618	7.6×	2.044	7.9×
Bo960	1.744	4.0×	1.506	4.0×	2.533	4.1×	1.928	4.0×
Bo1920	1.637	2.0×	1.394	2.0×	2.449	2.0×	1.827	2.0×
Bo3840	1.488	1.0×	<b>1.288</b>	1.0×	2.318	1.0×	1.698	1.0×
Ours ( $\alpha = 0.5$ )	<b>1.476</b>	<b>76.9×</b>	1.299	<b>30.6×</b>	<b>1.887</b>	<b>12.1×</b>	<b>1.554</b>	<b>39.9×</b>

## 6 Limitations and Conclusions

SPECULATIVE REJECTION is a general purpose technique to accelerate reward-oriented decoding from LLMs. The procedure is simple to implement while yielding substantially speedups over the baseline Best-of- $N$ . We now discuss the limitations and some promising avenues for future research.

**Prompt-dependent Stopping.** Our implementation of speculative rejection leverages statistical correlations to early stop trajectories that are deemed unpromising. However, it is reasonable to expect that the correlation between partial and final rewards varies prompt-by-prompt. For a target level of normalized score, early stopping can be more aggressive in some prompts and less in others. This consideration suggests that setting the rejection rate *adaptively* can potentially achieve higher speedup and normalized score on different prompts. We leave this opportunity for future research.

**Reward Models as Value Functions.** Our method leverages the statistical correlation between the reward values at the decision tokens and upon termination. Concurrently, recent literature [49, 73, 80] also suggest training reward models as value functions. Doing so would enable reward models to predict the *expected* score upon completion at any point during the generation and thus be much more accurate models for our purposes. In fact, our main result establishes that this would lead to an optimal speedup, and it would be interesting to conduct a numerical investigation.

## Acknowledgments

We thank Yiqi Wang for briefly working with us at the beginning. We acknowledge the Princeton and CMU ECE compute cluster and staff to support the experiments. Andrea acknowledges a Researcher Access program from OpenAI. Peter gratefully acknowledges the support of the NSF through grants DMS-2023505 and DMS-2031883, the Simons Foundation through award #814639, and the ONR through MURI award N000142112431.

## References

- [1] Kwangjun Ahn, Ahmad Beirami, Ziteng Sun, and Ananda Theertha Suresh. Spectr++: Improved transport plans for speculative decoding of large language models. In *NeurIPS 2023 Workshop Optimal Transport and Machine Learning*, 2023.
- [2] Joshua Ainslie, James Lee-Thorp, Michiel de Jong, Yury Zemlyanskiy, Federico Lebrón, and Sumit Sanghai. Gqa: Training generalized multi-query transformer models from multi-head checkpoints. *arXiv preprint arXiv:2305.13245*, 2023.
- [3] Afra Amini, Tim Vieira, and Ryan Cotterell. Variational best-of-n alignment. *arXiv preprint arXiv:2407.06057*, 2024.
- [4] Mohammad Gheshlaghi Azar, Zhaohan Daniel Guo, Bilal Piot, Remi Munos, Mark Rowland, Michal Valko, and Daniele Calandriello. A general theoretical paradigm to understand learning

- from human preferences. In *International Conference on Artificial Intelligence and Statistics*, pages 4447–4455. PMLR, 2024.
- [5] Yuntao Bai, Saurav Kadavath, Sandipan Kundu, Amanda Askell, Jackson Kernion, Andy Jones, Anna Chen, Anna Goldie, Azalia Mirhoseini, Cameron McKinnon, et al. Constitutional ai: Harmlessness from ai feedback. *arXiv preprint arXiv:2212.08073*, 2022.
- [6] Michiel Bakker, Martin Chadwick, Hannah Sheahan, Michael Tessler, Lucy Campbell-Gillingham, Jan Balaguer, Nat McAleese, Amelia Glaese, John Aslanides, Matt Botvinick, et al. Fine-tuning language models to find agreement among humans with diverse preferences. *Advances in Neural Information Processing Systems*, 35:38176–38189, 2022.
- [7] Gérard M Baudet. On the branching factor of the alpha-beta pruning algorithm. *Artificial Intelligence*, 10(2):173–199, 1978.
- [8] Ahmad Beirami, Alekh Agarwal, Jonathan Berant, Alexander D’Amour, Jacob Eisenstein, Chirag Nagpal, and Ananda Theertha Suresh. Theoretical guarantees on the best-of-n alignment policy. *arXiv preprint arXiv:2401.01879*, 2024.
- [9] David Brandfonbrener, Sibi Raja, Tarun Prasad, Chloe Loughridge, Jianang Yang, Simon Henniger, William E. Byrd, Robert Zinkov, and Nada Amin. Verified multi-step synthesis using large language models and monte carlo tree search, 2024.
- [10] Tom Brown, Benjamin Mann, Nick Ryder, Melanie Subbiah, Jared D Kaplan, Prafulla Dhariwal, Arvind Neelakantan, Pranav Shyam, Girish Sastry, Amanda Askell, et al. Language models are few-shot learners. *Advances in neural information processing systems*, 33:1877–1901, 2020.
- [11] Stephen Casper, Xander Davies, Claudia Shi, Thomas Krendl Gilbert, Jérémy Scheurer, Javier Rando, Rachel Freedman, Tomasz Korbak, David Lindner, Pedro Freire, et al. Open problems and fundamental limitations of reinforcement learning from human feedback. *arXiv preprint arXiv:2307.15217*, 2023.
- [12] Charlie Chen, Sebastian Borgeaud, Geoffrey Irving, Jean-Baptiste Lespiau, Laurent Sifre, and John Jumper. Accelerating large language model decoding with speculative sampling. *arXiv preprint arXiv:2302.01318*, 2023.
- [13] Aakanksha Chowdhery, Sharan Narang, Jacob Devlin, Maarten Bosma, Gaurav Mishra, Adam Roberts, Paul Barham, Hyung Won Chung, Charles Sutton, Sebastian Gehrmann, et al. Palm: Scaling language modeling with pathways. *arXiv preprint arXiv:2204.02311*, 2022.
- [14] Paul F Christiano, Jan Leike, Tom Brown, Miljan Martic, Shane Legg, and Dario Amodei. Deep reinforcement learning from human preferences. *Advances in neural information processing systems*, 30, 2017.
- [15] Thomas Coste, Usman Anwar, Robert Kirk, and David Krueger. Reward model ensembles help mitigate overoptimization. *arXiv preprint arXiv:2310.02743*, 2023.
- [16] Tri Dao, Daniel Y. Fu, Stefano Ermon, Atri Rudra, and Christopher Ré. Flashattention: Fast and memory-efficient exact attention with io-awareness, 2022.
- [17] Ameet Deshpande, Vishvak Murahari, Tanmay Rajpurohit, Ashwin Kalyan, and Karthik Narasimhan. Toxicity in chatgpt: Analyzing persona-assigned language models. *arXiv preprint arXiv:2304.05335*, 2023.
- [18] Tim Dettmers, Artidoro Pagnoni, Ari Holtzman, and Luke Zettlemoyer. Qlora: Efficient finetuning of quantized llms. *Advances in Neural Information Processing Systems*, 36, 2024.
- [19] Hanze Dong, Wei Xiong, Deepanshu Goyal, Yihan Zhang, Winnie Chow, Rui Pan, Shizhe Diao, Jipeng Zhang, Kashun Shum, and Tong Zhang. Raft: Reward ranked finetuning for generative foundation model alignment. *arXiv preprint arXiv:2304.06767*, 2023.
- [20] Yann Dubois, Balázs Galambosi, Percy Liang, and Tatsunori B Hashimoto. Length-controlled alpacaeval: A simple way to debias automatic evaluators. *arXiv preprint arXiv:2404.04475*, 2024.

- [21] Yann Dubois, Chen Xuechen Li, Rohan Taori, Tianyi Zhang, Ishaan Gulrajani, Jimmy Ba, Carlos Guestrin, Percy S Liang, and Tatsunori B Hashimoto. AlpacaFarm: A simulation framework for methods that learn from human feedback. *Advances in Neural Information Processing Systems*, 36, 2024.
- [22] Jacob Eisenstein, Chirag Nagpal, Alekh Agarwal, Ahmad Beirami, Alex D’Amour, DJ Dvijotham, Adam Fisch, Katherine Heller, Stephen Pfohl, Deepak Ramachandran, et al. Helping or herding? reward model ensembles mitigate but do not eliminate reward hacking. *arXiv preprint arXiv:2312.09244*, 2023.
- [23] Kawin Ethayarajh, Winnie Xu, Niklas Muennighoff, Dan Jurafsky, and Douwe Kiela. Kto: Model alignment as prospect theoretic optimization. *arXiv preprint arXiv:2402.01306*, 2024.
- [24] Samuel H Fuller, John G Gaschnig, JJ Gillogly, et al. *Analysis of the alpha-beta pruning algorithm*. Department of Computer Science, Carnegie-Mellon University, 1973.
- [25] Leo Gao, John Schulman, and Jacob Hilton. Scaling laws for reward model overoptimization. In *International Conference on Machine Learning*, pages 10835–10866. PMLR, 2023.
- [26] Amelia Glaese, Nat McAleese, Maja Trkebac, John Aslanides, Vlad Firoiu, Timo Ewalds, Maribeth Rauh, Laura Weidinger, Martin Chadwick, Phoebe Thacker, et al. Improving alignment of dialogue agents via targeted human judgements. *arXiv preprint arXiv:2209.14375*, 2022.
- [27] Dongyoung Go, Tomasz Korbak, Germán Kruszewski, Jos Rozen, and Marc Dymetman. Compositional preference models for aligning lms. *arXiv preprint arXiv:2310.13011*, 2023.
- [28] Lin Gui, Cristina Gârbacea, and Victor Veitch. Bonbon alignment for large language models and the sweetness of best-of-n sampling. *arXiv preprint arXiv:2406.00832*, 2024.
- [29] Xuanli He, Iman Keivanloo, Yi Xu, Xiang He, Belinda Zeng, Santosh Rajagopalan, and Trishul Chilimbi. Magic pyramid: Accelerating inference with early exiting and token pruning. *arXiv preprint arXiv:2111.00230*, 2021.
- [30] Albert Q Jiang, Alexandre Sablayrolles, Arthur Mensch, Chris Bamford, Devendra Singh Chaplot, Diego de las Casas, Florian Bressand, Gianna Lengyel, Guillaume Lample, Lucile Saulnier, et al. Mistral 7b. *arXiv preprint arXiv:2310.06825*, 2023.
- [31] Yigitcan Kaya, Sanghyun Hong, and Tudor Dumitras. Shallow-deep networks: Understanding and mitigating network overthinking. In *International conference on machine learning*, pages 3301–3310. PMLR, 2019.
- [32] Maxim Khanov, Jirayu Burapachee, and Yixuan Li. Args: Alignment as reward-guided search. *arXiv preprint arXiv:2402.01694*, 2024.
- [33] Levente Kocsis and Csaba Szepesvári. Bandit based monte-carlo planning. In Johannes Fürnkranz, Tobias Scheffer, and Myra Spiliopoulou, editors, *Machine Learning: ECML 2006*, pages 282–293, Berlin, Heidelberg, 2006. Springer Berlin Heidelberg.
- [34] Woosuk Kwon, Zhuohan Li, Siyuan Zhuang, Ying Sheng, Lianmin Zheng, Cody Hao Yu, Joseph Gonzalez, Hao Zhang, and Ion Stoica. Efficient memory management for large language model serving with pagedattention. In *Proceedings of the 29th Symposium on Operating Systems Principles*, pages 611–626, 2023.
- [35] Yaniv Leviathan, Matan Kalman, and Yossi Matias. Fast inference from transformers via speculative decoding. In *International Conference on Machine Learning*, pages 19274–19286. PMLR, 2023.
- [36] Kenneth Li, Samy Jelassi, Hugh Zhang, Sham Kakade, Martin Wattenberg, and David Brandfonbrener. Q-probe: A lightweight approach to reward maximization for language models. *arXiv preprint arXiv:2402.14688*, 2024.
- [37] Xuechen Li, Tianyi Zhang, Yann Dubois, Rohan Taori, Ishaan Gulrajani, Carlos Guestrin, Percy Liang, and Tatsunori B. Hashimoto. AlpacaEval: An automatic evaluator of instruction-following models. [https://github.com/tatsu-lab/alpaca\\_eval](https://github.com/tatsu-lab/alpaca_eval), 5 2023.

- [38] Jiacheng Liu, Andrew Cohen, Ramakanth Pasunuru, Yejin Choi, Hannaneh Hajishirzi, and Asli Celikyilmaz. Don't throw away your value model! making ppo even better via value-guided monte-carlo tree search decoding. *arXiv e-prints*, pages arXiv-2309, 2023.
- [39] Jiacheng Liu, Andrew Cohen, Ramakanth Pasunuru, Yejin Choi, Hannaneh Hajishirzi, and Asli Celikyilmaz. Making ppo even better: Value-guided monte-carlo tree search decoding. *arXiv preprint arXiv:2309.15028*, 2023.
- [40] Tianqi Liu, Yao Zhao, Rishabh Joshi, Misha Khalman, Mohammad Saleh, Peter J Liu, and Jialu Liu. Statistical rejection sampling improves preference optimization. *arXiv preprint arXiv:2309.06657*, 2023.
- [41] Weijie Liu, Peng Zhou, Zhe Zhao, Zhiruo Wang, Haotang Deng, and Qi Ju. Fastbert: a self-distilling bert with adaptive inference time. *arXiv preprint arXiv:2004.02178*, 2020.
- [42] Renze Lou, Kai Zhang, and Wenpeng Yin. A comprehensive survey on instruction following, 2024.
- [43] T Anthony Marsland. A review of game-tree pruning. *ICGA journal*, 9(1):3–19, 1986.
- [44] Meta. Llama3 technical report, <https://ai.meta.com/blog/meta-llama-3>, 2024.
- [45] Sidharth Mudgal, Jong Lee, Harish Ganapathy, YaGuang Li, Tao Wang, Yanping Huang, Zhifeng Chen, Heng-Tze Cheng, Michael Collins, Trevor Strohman, et al. Controlled decoding from language models. *arXiv preprint arXiv:2310.17022*, 2023.
- [46] Reiichiro Nakano, Jacob Hilton, Suchir Balaji, Jeff Wu, Long Ouyang, Christina Kim, Christopher Hesse, Shantanu Jain, Vineet Kosaraju, William Saunders, et al. Webgpt: Browser-assisted question-answering with human feedback. *arXiv preprint arXiv:2112.09332*, 2021.
- [47] Richard Ngo, Lawrence Chan, and Sören Mindermann. The alignment problem from a deep learning perspective. *arXiv preprint arXiv:2209.00626*, 2022.
- [48] Long Ouyang, Jeffrey Wu, Xu Jiang, Diogo Almeida, Carroll Wainwright, Pamela Mishkin, Chong Zhang, Sandhini Agarwal, Katarina Slama, Alex Ray, et al. Training language models to follow instructions with human feedback. *Advances in Neural Information Processing Systems*, 35:27730–27744, 2022.
- [49] Rafael Rafailov, Joey Hejna, Ryan Park, and Chelsea Finn. From  $r$  to  $q^*$ : Your language model is secretly a  $q$ -function. *arXiv preprint arXiv:2404.12358*, 2024.
- [50] Rafael Rafailov, Archit Sharma, Eric Mitchell, Christopher D Manning, Stefano Ermon, and Chelsea Finn. Direct preference optimization: Your language model is secretly a reward model. *Advances in Neural Information Processing Systems*, 36, 2024.
- [51] Aadirupa Saha, Aldo Pacchiano, and Jonathan Lee. Dueling rl: Reinforcement learning with trajectory preferences. In *International Conference on Artificial Intelligence and Statistics*, pages 6263–6289. PMLR, 2023.
- [52] Jérémy Scheurer, Jon Ander Campos, Tomasz Korbak, Jun Shern Chan, Angelica Chen, Kyunghyun Cho, and Ethan Perez. Training language models with language feedback at scale. *arXiv preprint arXiv:2303.16755*, 2023.
- [53] Roy Schwartz, Gabriel Stanovsky, Swabha Swayamdipta, Jesse Dodge, and Noah A Smith. The right tool for the job: Matching model and instance complexities. *arXiv preprint arXiv:2004.07453*, 2020.
- [54] Pier Giuseppe Sessa, Robert Dadashi, Léonard Hussenot, Johan Ferret, Nino Vieillard, Alexandre Ramé, Bobak Shariari, Sarah Perrin, Abe Friesen, Geoffrey Cideron, et al. Bond: Aligning llms with best-of-n distillation. *arXiv preprint arXiv:2407.14622*, 2024.
- [55] Feifan Song, Bowen Yu, Minghao Li, Haiyang Yu, Fei Huang, Yongbin Li, and Houfeng Wang. Preference ranking optimization for human alignment. In *Proceedings of the AAAI Conference on Artificial Intelligence*, volume 38, pages 18990–18998, 2024.

- [56] Nisan Stiennon, Long Ouyang, Jeffrey Wu, Daniel Ziegler, Ryan Lowe, Chelsea Voss, Alec Radford, Dario Amodei, and Paul F Christiano. Learning to summarize with human feedback. *Advances in Neural Information Processing Systems*, 33:3008–3021, 2020.
- [57] Nathan R Sturtevant and Richard E Korf. On pruning techniques for multi-player games. *AAAI/IAAI*, 49:201–207, 2000.
- [58] Hanshi Sun, Zhuoming Chen, Xinyu Yang, Yuandong Tian, and Beidi Chen. Triforce: Lossless acceleration of long sequence generation with hierarchical speculative decoding. *arXiv preprint arXiv:2404.11912*, 2024.
- [59] Ziteng Sun, Ananda Theertha Suresh, Jae Hun Ro, Ahmad Beirami, Himanshu Jain, and Felix Yu. Spectr: Fast speculative decoding via optimal transport. *Advances in Neural Information Processing Systems*, 36, 2024.
- [60] Rohan Taori, Ishaan Gulrajani, Tianyi Zhang, Yann Dubois, Xuechen Li, Carlos Guestrin, Percy Liang, and Tatsunori B Hashimoto. Alpaca: A strong, replicable instruction-following model. *Stanford Center for Research on Foundation Models*. <https://crfm.stanford.edu/2023/03/13/alpaca.html>, 3(6):7, 2023.
- [61] Yi Tay, Dara Bahri, Liu Yang, Donald Metzler, and Da-Cheng Juan. Sparse sinkhorn attention. In *International Conference on Machine Learning*, pages 9438–9447. PMLR, 2020.
- [62] Surat Teerapittayanon, Bradley McDanel, and Hsiang-Tsung Kung. Branchynet: Fast inference via early exiting from deep neural networks. In *2016 23rd international conference on pattern recognition (ICPR)*, pages 2464–2469. IEEE, 2016.
- [63] Hugo Touvron, Thibaut Lavril, Gautier Izacard, Xavier Martinet, Marie-Anne Lachaux, Timothée Lacroix, Baptiste Rozière, Naman Goyal, Eric Hambro, Faisal Azhar, et al. Llama: Open and efficient foundation language models. *arXiv preprint arXiv:2302.13971*, 2023.
- [64] Hugo Touvron, Louis Martin, Kevin Stone, Peter Albert, Amjad Almahairi, Yasmine Babaei, Nikolay Bashlykov, Soumya Batra, Prajjwal Bhargava, Shruti Bhosale, et al. Llama 2: Open foundation and fine-tuned chat models. *arXiv preprint arXiv:2307.09288*, 2023.
- [65] Ashish Vaswani, Noam Shazeer, Niki Parmar, Jakob Uszkoreit, Llion Jones, Aidan N Gomez, Łukasz Kaiser, and Illia Polosukhin. Attention is all you need. *Advances in neural information processing systems*, 30, 2017.
- [66] Pengyu Wang, Dong Zhang, Linyang Li, Chenkun Tan, Xinghao Wang, Ke Ren, Botian Jiang, and Xipeng Qiu. Inferaligner: Inference-time alignment for harmfulness through cross-model guidance, 2024.
- [67] Yizhong Wang, Yeganeh Kordi, Swaroop Mishra, Alisa Liu, Noah A. Smith, Daniel Khashabi, and Hannaneh Hajishirzi. Self-instruct: Aligning language models with self-generated instructions, 2023.
- [68] Thomas Wolf, Lysandre Debut, Victor Sanh, Julien Chaumond, Clement Delangue, Anthony Moi, Pierric Cistac, Tim Rault, Rémi Louf, Morgan Funtowicz, et al. Huggingface’s transformers: State-of-the-art natural language processing. *arxiv. arXiv preprint arXiv:1910.03771*, 2019.
- [69] Yue Wu, Zhiqing Sun, Huizhuo Yuan, Kaixuan Ji, Yiming Yang, and Quanquan Gu. Self-play preference optimization for language model alignment. *arXiv preprint arXiv:2405.00675*, 2024.
- [70] Yuxi Xie, Anirudh Goyal, Wenye Zheng, Min-Yen Kan, Timothy P. Lillicrap, Kenji Kawaguchi, and Michael Shieh. Monte carlo tree search boosts reasoning via iterative preference learning, 2024.
- [71] Joy Qiping Yang, Salman Salamatian, Ziteng Sun, Ananda Theertha Suresh, and Ahmad Beirami. Asymptotics of language model alignment. *arXiv preprint arXiv:2404.01730*, 2024.

- [72] Zheng Yuan, Hongyi Yuan, Chuanqi Tan, Wei Wang, Songfang Huang, and Fei Huang. Rrhf: Rank responses to align language models with human feedback without tears. *arXiv preprint arXiv:2304.05302*, 2023.
- [73] Yongcheng Zeng, Guoqing Liu, Weiyu Ma, Ning Yang, Haifeng Zhang, and Jun Wang. Token-level direct preference optimization. *arXiv preprint arXiv:2404.11999*, 2024.
- [74] Dan Zhang, Sining Zhoubian, Yisong Yue, Yuxiao Dong, and Jie Tang. Rest-mcts\*: Llm self-training via process reward guided tree search. *arXiv preprint arXiv:2406.03816*, 2024.
- [75] Di Zhang, Jiatong Li, Xiaoshui Huang, Dongzhan Zhou, Yuqiang Li, and Wanli Ouyang. Accessing gpt-4 level mathematical olympiad solutions via monte carlo tree self-refine with llama-3 8b. *arXiv preprint arXiv:2406.07394*, 2024.
- [76] Ruiqi Zhang, Licong Lin, Yu Bai, and Song Mei. Negative preference optimization: From catastrophic collapse to effective unlearning. *arXiv preprint arXiv:2404.05868*, 2024.
- [77] Yao Zhao, Rishabh Joshi, Tianqi Liu, Misha Khalman, Mohammad Saleh, and Peter J Liu. Slic-hf: Sequence likelihood calibration with human feedback. *arXiv preprint arXiv:2305.10425*, 2023.
- [78] Yao Zhao, Mikhail Khalman, Rishabh Joshi, Shashi Narayan, Mohammad Saleh, and Peter J Liu. Calibrating sequence likelihood improves conditional language generation. In *The Eleventh International Conference on Learning Representations*, 2022.
- [79] Zirui Zhao, Wee Sun Lee, and David Hsu. Large language models as commonsense knowledge for large-scale task planning, 2023.
- [80] Han Zhong, Guhao Feng, Wei Xiong, Li Zhao, Di He, Jiang Bian, and Liwei Wang. Dpo meets ppo: Reinforced token optimization for rlhf. *arXiv preprint arXiv:2404.18922*, 2024.
- [81] Zixuan Zhou, Xuefei Ning, Ke Hong, Tianyu Fu, Jiaming Xu, Shiyao Li, Yuming Lou, Luning Wang, Zhihang Yuan, Xiuhong Li, et al. A survey on efficient inference for large language models. *arXiv preprint arXiv:2404.14294*, 2024.

## A Detailed Authors’ Contributions

**Hanshi** co-lead the code infrastructure, led the implementation of the efficient inference engine and win-rate analysis, lead the final experiments in the paper and co-lead the writing of the final paper  
**Momin** co-lead the code infrastructure, led the preliminary experiments, and contributed to the writing of an early draft of the manuscript

**Ruiqi** provided several conceptual contributions to the work. He led the writing of the initial draft of the paper, and led the early statistical analysis to assess the feasibility of the project.

**Huitao** lead the theoretical part of the work

**Ming** provided useful feedback for the project during the weekly project meeting discussion

**Jiahao** contributed with a win-rate analysis during the rebuttal period

**Mengdi** provided useful feedback and helped with accessing some of the compute infrastructure

**Peter** provided useful feedback, particularly regarding the correlation analysis in the early stage of the project and also co-suggested the iterative rejection scheme

**Andrea** conceived the original idea of speculative rejection, advised the project, and co-lead the final writing of the paper.

## B Correlation between partial and final rewards

In this section, we present our observation that the partial and final rewards are positively correlative for the responses to a single prompt. We examine the distribution for the (empirical) Pearson correlation and Kendall’s tau correlation coefficient for partial and final rewards for a single prompt. Mathematically, for  $(X_1, X_2, \dots, X_N)$  and  $(Y_1, Y_2, \dots, Y_N)$ , the two correlation are defined as

$$R_{\text{Pearson}} := \frac{\sum_{i=1}^N (X_i - \bar{X})(Y_i - \bar{Y})}{\sqrt{\sum_{i=1}^N (X_i - \bar{X})^2 \cdot \sum_{i=1}^N (Y_i - \bar{Y})^2}},$$

$$R_{\text{Kendall}} := \frac{2}{N(N-1)} \sum_{i < j} \text{sgn}(X_i - X_j) \cdot \text{sgn}(Y_i - Y_j),$$

where  $\bar{X} = \sum_{i=1}^N X_i/N$ ,  $\bar{Y} = \sum_{i=1}^N Y_i/N$  are their average, and  $\text{sgn}(\cdot)$  is the sign function.

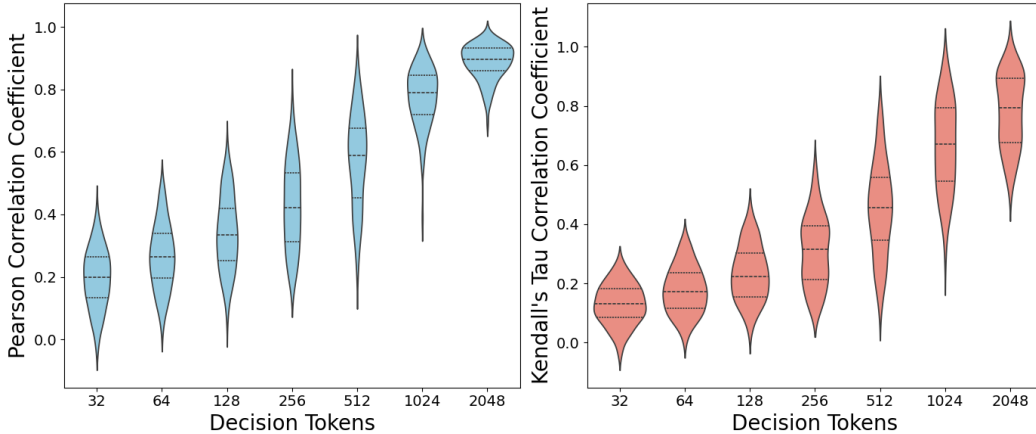


Figure 4: Pearson correlation (left) and Kendall’s tau correlation coefficient (right) for the partial and final rewards. We randomly sample 100 prompts in the AlpacaFarm-Eval dataset. The responses are generated via Llama3-8b-Instruct and rewards are evaluated via Mistral-7B-RM.



## NeurIPS Paper Checklist

### 1. Claims

Question: Do the main claims made in the abstract and introduction accurately reflect the paper's contributions and scope?

Answer: [Yes]

Justification: We believe our introduction and abstract are factually accurate in describing the contributions of the paper and of its result

Guidelines:

- The answer NA means that the abstract and introduction do not include the claims made in the paper.
- The abstract and/or introduction should clearly state the claims made, including the contributions made in the paper and important assumptions and limitations. A No or NA answer to this question will not be perceived well by the reviewers.
- The claims made should match theoretical and experimental results, and reflect how much the results can be expected to generalize to other settings.
- It is fine to include aspirational goals as motivation as long as it is clear that these goals are not attained by the paper.

### 2. Limitations

Question: Does the paper discuss the limitations of the work performed by the authors?

Answer: [Yes]

Justification: The limitations are presented in the final section of the main paper.

Guidelines:

- The answer NA means that the paper has no limitation while the answer No means that the paper has limitations, but those are not discussed in the paper.
- The authors are encouraged to create a separate "Limitations" section in their paper.
- The paper should point out any strong assumptions and how robust the results are to violations of these assumptions (e.g., independence assumptions, noiseless settings, model well-specification, asymptotic approximations only holding locally). The authors should reflect on how these assumptions might be violated in practice and what the implications would be.
- The authors should reflect on the scope of the claims made, e.g., if the approach was only tested on a few datasets or with a few runs. In general, empirical results often depend on implicit assumptions, which should be articulated.
- The authors should reflect on the factors that influence the performance of the approach. For example, a facial recognition algorithm may perform poorly when image resolution is low or images are taken in low lighting. Or a speech-to-text system might not be used reliably to provide closed captions for online lectures because it fails to handle technical jargon.
- The authors should discuss the computational efficiency of the proposed algorithms and how they scale with dataset size.
- If applicable, the authors should discuss possible limitations of their approach to address problems of privacy and fairness.
- While the authors might fear that complete honesty about limitations might be used by reviewers as grounds for rejection, a worse outcome might be that reviewers discover limitations that aren't acknowledged in the paper. The authors should use their best judgment and recognize that individual actions in favor of transparency play an important role in developing norms that preserve the integrity of the community. Reviewers will be specifically instructed to not penalize honesty concerning limitations.

### 3. Theory Assumptions and Proofs

Question: For each theoretical result, does the paper provide the full set of assumptions and a complete (and correct) proof?

Answer: [NA]

Justification: We do not include theoretical results in the paper.

Guidelines:

- The answer NA means that the paper does not include theoretical results.
- All the theorems, formulas, and proofs in the paper should be numbered and cross-referenced.
- All assumptions should be clearly stated or referenced in the statement of any theorems.
- The proofs can either appear in the main paper or the supplemental material, but if they appear in the supplemental material, the authors are encouraged to provide a short proof sketch to provide intuition.
- Inversely, any informal proof provided in the core of the paper should be complemented by formal proofs provided in appendix or supplemental material.
- Theorems and Lemmas that the proof relies upon should be properly referenced.

#### 4. Experimental Result Reproducibility

Question: Does the paper fully disclose all the information needed to reproduce the main experimental results of the paper to the extent that it affects the main claims and/or conclusions of the paper (regardless of whether the code and data are provided or not)?

Answer: [Yes]

Justification: We provide all setup details to reproduce the experiment. In our supplementary zip file, we provide all code and evaluation datasets used, along with a README with instructions. We use public checkpoints for all draft and target models, public data for all evaluations.

Guidelines:

- The answer NA means that the paper does not include experiments.
- If the paper includes experiments, a No answer to this question will not be perceived well by the reviewers: Making the paper reproducible is important, regardless of whether the code and data are provided or not.
- If the contribution is a dataset and/or model, the authors should describe the steps taken to make their results reproducible or verifiable.
- Depending on the contribution, reproducibility can be accomplished in various ways. For example, if the contribution is a novel architecture, describing the architecture fully might suffice, or if the contribution is a specific model and empirical evaluation, it may be necessary to either make it possible for others to replicate the model with the same dataset, or provide access to the model. In general, releasing code and data is often one good way to accomplish this, but reproducibility can also be provided via detailed instructions for how to replicate the results, access to a hosted model (e.g., in the case of a large language model), releasing of a model checkpoint, or other means that are appropriate to the research performed.
- While NeurIPS does not require releasing code, the conference does require all submissions to provide some reasonable avenue for reproducibility, which may depend on the nature of the contribution. For example
  - (a) If the contribution is primarily a new algorithm, the paper should make it clear how to reproduce that algorithm.
  - (b) If the contribution is primarily a new model architecture, the paper should describe the architecture clearly and fully.
  - (c) If the contribution is a new model (e.g., a large language model), then there should either be a way to access this model for reproducing the results or a way to reproduce the model (e.g., with an open-source dataset or instructions for how to construct the dataset).
  - (d) We recognize that reproducibility may be tricky in some cases, in which case authors are welcome to describe the particular way they provide for reproducibility. In the case of closed-source models, it may be that access to the model is limited in some way (e.g., to registered users), but it should be possible for other researchers to have some path to reproducing or verifying the results.

## 5. Open access to data and code

Question: Does the paper provide open access to the data and code, with sufficient instructions to faithfully reproduce the main experimental results, as described in supplemental material?

Answer: [Yes]

Justification: The datasets that we use are freely available and hosted by reliable third parties. We provide a zip file with the code and data needed to reproduce our experiments, as well as a README with instructions.

Guidelines:

- The answer NA means that paper does not include experiments requiring code.
- Please see the NeurIPS code and data submission guidelines (<https://nips.cc/public/guides/CodeSubmissionPolicy>) for more details.
- While we encourage the release of code and data, we understand that this might not be possible, so “No” is an acceptable answer. Papers cannot be rejected simply for not including code, unless this is central to the contribution (e.g., for a new open-source benchmark).
- The instructions should contain the exact command and environment needed to run to reproduce the results. See the NeurIPS code and data submission guidelines (<https://nips.cc/public/guides/CodeSubmissionPolicy>) for more details.
- The authors should provide instructions on data access and preparation, including how to access the raw data, preprocessed data, intermediate data, and generated data, etc.
- The authors should provide scripts to reproduce all experimental results for the new proposed method and baselines. If only a subset of experiments are reproducible, they should state which ones are omitted from the script and why.
- At submission time, to preserve anonymity, the authors should release anonymized versions (if applicable).
- Providing as much information as possible in supplemental material (appended to the paper) is recommended, but including URLs to data and code is permitted.

## 6. Experimental Setting/Details

Question: Does the paper specify all the training and test details (e.g., data splits, hyperparameters, how they were chosen, type of optimizer, etc.) necessary to understand the results?

Answer: [Yes]

Justification: We only sample 100 prompts at random. There is no training involved.

Guidelines:

- The answer NA means that the paper does not include experiments.
- The experimental setting should be presented in the core of the paper to a level of detail that is necessary to appreciate the results and make sense of them.
- The full details can be provided either with the code, in appendix, or as supplemental material.

## 7. Experiment Statistical Significance

Question: Does the paper report error bars suitably and correctly defined or other appropriate information about the statistical significance of the experiments?

Answer: [No]

Justification: The cost for producing the experiments precludes us from reporting error bars. However, notice that each pair of llm and reward model produces a result that is averaged over 100 prompts. Since we report several such pairs, and the speedup is substantial for each single pair, we are confident that overall speedup is statistically significant.

Guidelines:

- The answer NA means that the paper does not include experiments.

- The authors should answer "Yes" if the results are accompanied by error bars, confidence intervals, or statistical significance tests, at least for the experiments that support the main claims of the paper.
- The factors of variability that the error bars are capturing should be clearly stated (for example, train/test split, initialization, random drawing of some parameter, or overall run with given experimental conditions).
- The method for calculating the error bars should be explained (closed form formula, call to a library function, bootstrap, etc.)
- The assumptions made should be given (e.g., Normally distributed errors).
- It should be clear whether the error bar is the standard deviation or the standard error of the mean.
- It is OK to report 1-sigma error bars, but one should state it. The authors should preferably report a 2-sigma error bar than state that they have a 96% CI, if the hypothesis of Normality of errors is not verified.
- For asymmetric distributions, the authors should be careful not to show in tables or figures symmetric error bars that would yield results that are out of range (e.g. negative error rates).
- If error bars are reported in tables or plots, The authors should explain in the text how they were calculated and reference the corresponding figures or tables in the text.

## 8. Experiments Compute Resources

Question: For each experiment, does the paper provide sufficient information on the computer resources (type of compute workers, memory, time of execution) needed to reproduce the experiments?

Answer: [Yes]

Justification: This is discussed in the experiment section.

Guidelines:

- The answer NA means that the paper does not include experiments.
- The paper should indicate the type of compute workers CPU or GPU, internal cluster, or cloud provider, including relevant memory and storage.
- The paper should provide the amount of compute required for each of the individual experimental runs as well as estimate the total compute.
- The paper should disclose whether the full research project required more compute than the experiments reported in the paper (e.g., preliminary or failed experiments that didn't make it into the paper).

## 9. Code Of Ethics

Question: Does the research conducted in the paper conform, in every respect, with the NeurIPS Code of Ethics <https://neurips.cc/public/EthicsGuidelines?>

Answer: [Yes]

Justification: None to report.

Guidelines:

- The answer NA means that the authors have not reviewed the NeurIPS Code of Ethics.
- If the authors answer No, they should explain the special circumstances that require a deviation from the Code of Ethics.
- The authors should make sure to preserve anonymity (e.g., if there is a special consideration due to laws or regulations in their jurisdiction).

## 10. Broader Impacts

Question: Does the paper discuss both potential positive societal impacts and negative societal impacts of the work performed?

Answer: [NA]

Justification: This work aims at accelerating a known and existing method, and so it is not expected to have a direct societal impact.

Guidelines:

- The answer NA means that there is no societal impact of the work performed.
- If the authors answer NA or No, they should explain why their work has no societal impact or why the paper does not address societal impact.
- Examples of negative societal impacts include potential malicious or unintended uses (e.g., disinformation, generating fake profiles, surveillance), fairness considerations (e.g., deployment of technologies that could make decisions that unfairly impact specific groups), privacy considerations, and security considerations.
- The conference expects that many papers will be foundational research and not tied to particular applications, let alone deployments. However, if there is a direct path to any negative applications, the authors should point it out. For example, it is legitimate to point out that an improvement in the quality of generative models could be used to generate deepfakes for disinformation. On the other hand, it is not needed to point out that a generic algorithm for optimizing neural networks could enable people to train models that generate Deepfakes faster.
- The authors should consider possible harms that could arise when the technology is being used as intended and functioning correctly, harms that could arise when the technology is being used as intended but gives incorrect results, and harms following from (intentional or unintentional) misuse of the technology.
- If there are negative societal impacts, the authors could also discuss possible mitigation strategies (e.g., gated release of models, providing defenses in addition to attacks, mechanisms for monitoring misuse, mechanisms to monitor how a system learns from feedback over time, improving the efficiency and accessibility of ML).

#### 11. Safeguards

Question: Does the paper describe safeguards that have been put in place for responsible release of data or models that have a high risk for misuse (e.g., pretrained language models, image generators, or scraped datasets)?

Answer: [NA]

Justification: We do not release data or models.

Guidelines:

- The answer NA means that the paper poses no such risks.
- Released models that have a high risk for misuse or dual-use should be released with necessary safeguards to allow for controlled use of the model, for example by requiring that users adhere to usage guidelines or restrictions to access the model or implementing safety filters.
- Datasets that have been scraped from the Internet could pose safety risks. The authors should describe how they avoided releasing unsafe images.
- We recognize that providing effective safeguards is challenging, and many papers do not require this, but we encourage authors to take this into account and make a best faith effort.

#### 12. Licenses for existing assets

Question: Are the creators or original owners of assets (e.g., code, data, models), used in the paper, properly credited and are the license and terms of use explicitly mentioned and properly respected?

Answer: [Yes]

Justification: We cite the papers that introduced the models and data used in our work.

Guidelines:

- The answer NA means that the paper does not use existing assets.
- The authors should cite the original paper that produced the code package or dataset.
- The authors should state which version of the asset is used and, if possible, include a URL.
- The name of the license (e.g., CC-BY 4.0) should be included for each asset.

- For scraped data from a particular source (e.g., website), the copyright and terms of service of that source should be provided.
- If assets are released, the license, copyright information, and terms of use in the package should be provided. For popular datasets, [paperswithcode.com/datasets](https://paperswithcode.com/datasets) has curated licenses for some datasets. Their licensing guide can help determine the license of a dataset.
- For existing datasets that are re-packaged, both the original license and the license of the derived asset (if it has changed) should be provided.
- If this information is not available online, the authors are encouraged to reach out to the asset's creators.

### 13. **New Assets**

Question: Are new assets introduced in the paper well documented and is the documentation provided alongside the assets?

Answer: [Yes]

Justification: We include a README along with our code to reproduce our experiments.

Guidelines:

- The answer NA means that the paper does not release new assets.
- Researchers should communicate the details of the dataset/code/model as part of their submissions via structured templates. This includes details about training, license, limitations, etc.
- The paper should discuss whether and how consent was obtained from people whose asset is used.
- At submission time, remember to anonymize your assets (if applicable). You can either create an anonymized URL or include an anonymized zip file.

### 14. **Crowdsourcing and Research with Human Subjects**

Question: For crowdsourcing experiments and research with human subjects, does the paper include the full text of instructions given to participants and screenshots, if applicable, as well as details about compensation (if any)?

Answer: [NA]

Justification: Our research does not involve humans.

Guidelines:

- The answer NA means that the paper does not involve crowdsourcing nor research with human subjects.
- Including this information in the supplemental material is fine, but if the main contribution of the paper involves human subjects, then as much detail as possible should be included in the main paper.
- According to the NeurIPS Code of Ethics, workers involved in data collection, curation, or other labor should be paid at least the minimum wage in the country of the data collector.

### 15. **Institutional Review Board (IRB) Approvals or Equivalent for Research with Human Subjects**

Question: Does the paper describe potential risks incurred by study participants, whether such risks were disclosed to the subjects, and whether Institutional Review Board (IRB) approvals (or an equivalent approval/review based on the requirements of your country or institution) were obtained?

Answer: [NA]

Justification: Our paper does not involve crowdsourcing.

Guidelines:

- The answer NA means that the paper does not involve crowdsourcing nor research with human subjects.

- Depending on the country in which research is conducted, IRB approval (or equivalent) may be required for any human subjects research. If you obtained IRB approval, you should clearly state this in the paper.
- We recognize that the procedures for this may vary significantly between institutions and locations, and we expect authors to adhere to the NeurIPS Code of Ethics and the guidelines for their institution.
- For initial submissions, do not include any information that would break anonymity (if applicable), such as the institution conducting the review.