
WildGaussians: 3D Gaussian Splatting in the Wild

Jonas Kulhanek^{1,2,3,*}, Songyou Peng^{3,†}, Zuzana Kukelova⁴, Marc Pollefeys³, Torsten Sattler¹

¹ Czech Institute of Informatics, Robotics and Cybernetics, Czech Technical University in Prague

² Faculty of Electrical Engineering, Czech Technical University in Prague

³ Department of Computer Science, ETH Zurich

⁴ Visual Recognition Group, Faculty of Electrical Engineering, Czech Technical University in Prague

<https://wild-gaussians.github.io>




Figure 1: **WildGaussians** extends 3DGS [14] to scenes with appearance and illumination changes (**left**). It jointly optimizes a DINO-based [27] uncertainty predictor to handle occlusions (**right**).

Abstract

While the field of 3D scene reconstruction is dominated by NeRFs due to their photorealistic quality, 3D Gaussian Splatting (3DGS) has recently emerged, offering similar quality with real-time rendering speeds. However, both methods primarily excel with well-controlled 3D scenes, while in-the-wild data – characterized by occlusions, dynamic objects, and varying illumination – remains challenging. NeRFs can adapt to such conditions easily through per-image embedding vectors, but 3DGS struggles due to its explicit representation and lack of shared parameters. To address this, we introduce WildGaussians, a novel approach to handle occlusions and appearance changes with 3DGS. By leveraging robust DINO features and integrating an appearance modeling module within 3DGS, our method achieves state-of-the-art results. We demonstrate that WildGaussians matches the real-time rendering speed of 3DGS while surpassing both 3DGS and NeRF baselines in handling in-the-wild data, all within a simple architectural framework.

1 Introduction

Reconstruction of photorealistic 3D representations from a set of images has significant applications across various domains, including the generation of immersive VR experiences, 3D content creation

*The work was done during an academic visit to ETH Zurich.

†Corresponding author, now at Google DeepMind.

for online platforms, games, and movies, and 3D environment simulation for robotics. The primary objective is to achieve a multi-view consistent 3D scene representation from a set of input images with known camera poses, enabling photorealistic rendering from novel viewpoints.

Recently, Neural Radiance Fields (NeRFs) [1, 25, 37, 30, 38, 26, 9, 17, 29] have addressed this challenge by learning a radiance field, which combines a density field and a viewing-direction-dependent color field. These fields are rendered using volumetric rendering [12]. Despite producing highly realistic renderings, NeRFs require evaluating numerous samples from the field per pixel to accurately approximate the volumetric integral. Gaussian Splatting (3DGS) [14, 50, 49, 51, 15, 54] has emerged as a faster alternative. 3DGS explicitly represents the scene as a set of 3D Gaussians, which enables real-time rendering via rasterization at a rendering quality comparable to NeRFs.

Learning scene representations from training views alone introduces an ambiguity between geometry and view-dependent effects. Both NeRFs and 3DGS are designed to learn consistent geometry while simulating non-Lambertian effects, resolving ambiguity through implicit biases in the representation. This works well in controlled settings with consistent illumination and minimal occlusion but typically fails under varying conditions and larger levels of occlusion. However, in practical applications, images are captured without control over the environment. Examples include crowd-sourced 3D reconstructions [34, 1], where images are collected at different times, seasons, and exposure levels, and reconstructions that keep 3D models up-to-date via regular image recapturing. Besides environmental condition changes, e.g., day-night changes, such images normally contain occluders, e.g., pedestrians and cars, with which we need to deal with during the reconstruction process.

NeRF-based approaches handle appearance changes by conditioning the MLP that presents the radiance field on an appearance embedding capturing specific image appearances [24, 38, 24]. This enables them to learn a class of multi-view consistent 3D representations, conditioned on the embedding. However, this approach does not extend well to explicit representations such as 3DGS [14], which store the colors of geometric primitives explicitly. Adding an MLP conditioned on an appearance embedding would slow down rendering, as each frame would require evaluating the MLP for all Gaussians. For occlusion handling, NeRFs [24, 31] use uncertainty modeling to discount losses from challenging pixels. However, in cases with both appearance changes and occlusions, these losses are not robust, often incorrectly focusing on regions with difficult-to-capture appearances instead of focusing on the occluders. While NeRFs can recover from early mistakes due to parameter sharing, 3DGS, with its faster training and engineered primitive growth and pruning process, cannot, as an incorrect training signal can lead to irreversibly removing parts of the geometry.

To address the issues, we propose to enhance Gaussians with trainable appearance embeddings and using a small MLP to integrate image and appearance embeddings to predict an affine transformation of the base color. This MLP is required only during training or when capturing the appearance of a new image. After this phase, the appearance can be "baked" back into the standard 3DGS formulation, ensuring fast rendering while maintaining the editability and flexibility of the 3DGS representation [14]. For robust occlusion handling, we introduce an uncertainty predictor with a loss based on DINO features [27], effectively eliminating occluders during training despite appearance changes.

Our contributions can be summarized as: (1) **Appearance Modeling:** Extending 3DGS [14] with a per-Gaussian trainable embedding vector coupled with a tone-mapping MLP, enabling the rendered image to be conditioned on a specific input image’s embedding. This extension preserves rendering speed and maintains compatibility with 3DGS [14]. (2) **Uncertainty Optimization:** Introducing an uncertainty optimization scheme robust to appearance changes, which does not disrupt the gradient statistics used in adaptive density control. This scheme leverages the cosine similarity of DINO v2 [27] features between training and predicted images to create an uncertainty mask, effectively removing the influence of occluders during training. The source code, model checkpoints, and video comparisons are available at: <https://wild-gaussians.github.io/>

2 Related work

Novel View Synthesis in Dynamic Scenes. Recent methods in novel view synthesis [25, 1, 14, 50] predominantly focus on reconstructing static environments. However, dynamic components usually occur in real-world scenarios, posing challenges for these methods. One line of work tries to model both static and dynamic components from a video sequence [19, 28, 43, 44, 10, 21, 7, 46]. Nonetheless, these methods often perform suboptimally when applied to photo collections [32]. In contrast, our research aligns with efforts to synthesize static components from dynamic scenes.

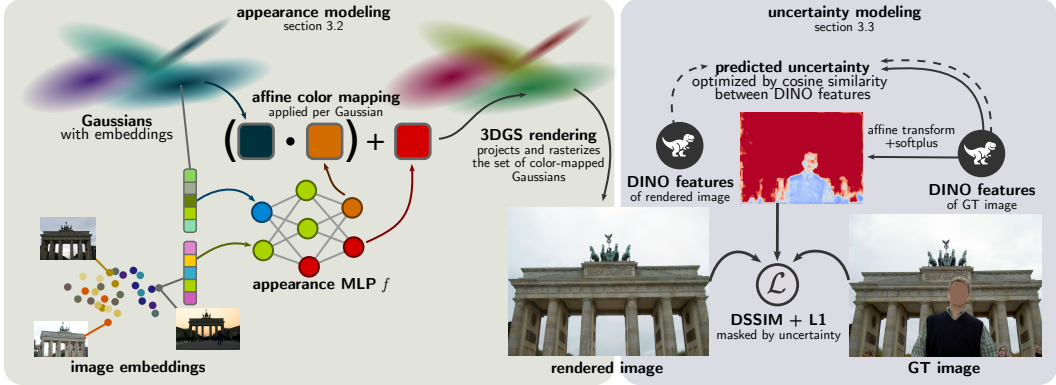


Figure 2: **Overview over the core components of WildGaussians.** *Left:* appearance modeling (Sec. 3.2). Per-Gaussian and per-image embeddings are passed as input to the appearance MLP which outputs the parameters of an affine transformation applied to the Gaussian’s view-dependent color. *Right:* uncertainty modeling (Sec. 3.3). An uncertainty estimate is obtained by a learned transformation of the GT image’s DINO features. To train the uncertainty, we use the DINO cosine similarity (dashed lines).

Methods such as RobustNeRF[32] utilize Iteratively Reweighted Least Squares for outlier verification in small, controlled settings, while NeRF *On-the-go* [31] employs DINO v2 features [27] to predict uncertainties, allowing it to handle complex scenes with varying occlusion levels, albeit with long training times. Unlike these approaches, our method optimizes significantly faster. Moreover, we effectively handle dynamic scenarios even with changes in illumination.

Novel View Synthesis for Unstructured Photo Collections. In real-world scenes, e.g. the unstructured internet photo collections [35], difficulties arise not only from dynamic occlusions like moving pedestrians and vehicles but also from varying illumination. Previously, these issues were tackled using multi-plane image (MPI) methods [20]. More recently, NeRF-W [24], a pioneering work in this area, addresses these challenges with per-image transient and appearance embeddings, along with leveraging aleatoric uncertainty for transient object removal. However, the method suffers from slow training and rendering speeds. Other NeRF-based methods followed NeRF-W extending it in various ways [37, 47]. Recent concurrent works, including our own, explore the replacement of NeRF representations with 3DGS for this task. Some methods [33, 6] address the simpler problem of training 3DGS under heavy occlusions, or only tackling appearance changes [23, 48, 8] with no occlusions. However, the main challenge is integrating appearance conditioning with the locally independent 3D Gaussians under occlusions. VastGaussian [22] applies a convolutional network to 3DGS outputs which does not transfer to large appearance changes, as shown in the Appendix. SWAG [5] and Scaffold-GS [23] address this by storing appearance data in an external hash-grid-based implicit field [26], while GS-W [52] and WE-GS [41] utilize CNN features for appearance conditioning on a reference image. In contrast, our method employs a simpler and more scalable strategy by embedding appearance vectors directly within each Gaussian. This design not only simplifies the architecture but also enables us to ‘bake’ the trained representation back into 3DGS after appearances are fixed, enhancing both efficiency and adaptability. Finally, a concurrent work, Splatfacto-W [45], uses a similar appearance MLP to combine Gaussian and image embeddings to output spherical harmonics.

3 Method

Our approach, termed WildGaussians, is shown in Fig. 2. To allow 3DGS-based approaches to handle the uncontrolled capture of scenes, we propose two key components: (1) **appearance modeling** enables our approach to handle the fact that the observed pixel colors not only depend on the viewpoint but also on conditions such as the capture time and the weather. Following NeRF-based approaches for reconstructing scenes from images captured under different conditions [24, 30], we train an appearance embedding per training image to model such conditions. In addition, we train an appearance embedding per Gaussian to model local effects, e.g., active illumination of parts of the scene from lamps. Both embeddings are used to transform the color stored for a Gaussian to match the color expected for a given scene appearance. To this end, we predict an affine mapping

[30] in color space via an MLP. (2) **uncertainty modeling** allows our approach to handle occluders during the training stage by determining which regions of a training image should be ignored. To this end, we extract DINO v2 features [27] from training images, and pass them as input to a trainable affine transformation which predicts a per-pixel uncertainty, encoding which parts of an image likely correspond to static regions and which parts show occluders. The uncertainty predictor is optimized using the cosine similarity between the DINO features extracted from training images and renderings.

3.1 Preliminaries: 3D Gaussian Splatting (3DGS)

We base our method on the 3D Gaussian Splatting (3DGS) [14, 50] scene representation, where the scene is represented as a set of 3D Gaussians $\{\mathcal{G}_i\}$. Each Gaussian \mathcal{G}_i is represented by its mean μ_i , a positive semi-definite covariance matrix Σ_i [54], an opacity α_i , and a view-dependent color parametrized using spherical harmonics (SH). During rendering, the 3D Gaussians are first projected into the 2D image [54], resulting in 2D Gaussians. Let W be the viewing transformation, then the 2D covariance matrix Σ'_i in image space is given as [54]:

$$\Sigma'_i = (JW\Sigma_iW^TJ^T)_{1:2,1:2} \quad , \quad (1)$$

where J is the Jacobian of an affine approximation of the projection. $(\cdot)_{1:2,1:2}$ denotes the first two rows and columns of a matrix. The 2D Gaussian’s mean μ'_i is obtained by projecting μ_i into the image using W . After projecting the Gaussians, the next step is to compute a color value for each pixel. For each pixel, the list of Gaussians is traversed from front to back (ordered based on the distances of the Gaussians to the image plane), alpha-compositing their view-dependent colors $\hat{c}_i(\mathbf{r})$ (where \mathbf{r} is the ray direction corresponding to the pixel), resulting in pixel color \hat{C} :

$$\hat{C} = \sum_i \alpha_i \hat{c}_i(\mathbf{r}), \quad \text{with} \quad \alpha_i = e^{\frac{1}{2}(x-\mu'_i)^T(\Sigma'_i)^{-1}(x-\mu'_i)} \quad , \quad (2)$$

where α_i are the blending weights. The representation is learned from a set of images with known projection matrices using a combination of DSSIM [42] and L1 losses computed between the predicted colors \hat{C} and ground truth colors C (as defined by the pixels in the training images):

$$\mathcal{L}_{3DGS} = \lambda_{\text{dssim}} \text{DSSIM}(\hat{C}, C) + (1 - \lambda_{\text{dssim}}) \|\hat{C} - C\|_1 \quad . \quad (3)$$

3DGS [14] further defines a process in which unused Gaussians with a low α_i or a large 3D size are pruned and new Gaussians are added by cloning or splitting Gaussians with large gradient wrt. 2D means μ'_i . In our work, we further incorporate two recent improvements. First, the 2D μ'_i gradients are accumulated by accumulating absolute values of the gradients instead of actual gradients [49, 51]. Second, we use Mip-Splatting [50] to reduce aliasing artifacts.

3.2 Appearance Modeling

Following the literature on NeRFs [24, 30, 1], we use trainable per-image embeddings $\{\mathbf{e}_j\}_{j=1}^N$, where N is the number of training images, to handle images with varying appearances and illuminations, such as those shown in Fig. 1. Additionally, to enable varying colors of Gaussians under different appearances, we include a trainable embedding \mathbf{g}_i for each Gaussian i . We input the per-image embedding \mathbf{e}_j , per-Gaussian embedding \mathbf{g}_i , and the base color \bar{c}_i (0-th order SH) into an MLP f :

$$(\beta, \gamma) = f(\mathbf{e}_j, \mathbf{g}_i, \bar{c}_i) \quad . \quad (4)$$

The output are the parameters of an affine transformation, where $(\beta, \gamma) = \{(\beta_k, \gamma_k)\}_{k=1}^3$ for each color channel k . Let $\hat{c}_i(\mathbf{r})$ be the i -th Gaussian’s view-dependent color conditioned on the ray direction \mathbf{r} . The toned color of the Gaussian \tilde{c}_i is given as:

$$\tilde{c}_i = \gamma \cdot \hat{c}_i(\mathbf{r}) + \beta \quad . \quad (5)$$

These per-Gaussian colors then serve as input to the 3DGS rasterization process. Our approach is inspired by [30], which predicts the affine parameters from the image embedding alone in order to compensate for exposure changes in images. In contrast, we use an affine transformation to model much more complex changes in appearance. In this setting, we found it necessary to also use per-Gaussian appearance embeddings to model local changes such as parts of the scene being actively illuminated by light sources at night.




Figure 3: **Uncertainty Losses Under Appearance Changes.** We compare MSE and DSSIM uncertainty losses (used by NeRF-W [24] and NeRF *On-the-go* [31]) to our DINO cosine similarity loss. Under heavy appearance changes (as in Image 1 and 2), both MSE and DSSIM fail to focus on the occluder (humans) and falsely downweight the background, while partly ignoring the occluders.

Note that if rendering speed is important at test time and the scene only needs to be rendered under a single static condition, it is possible to pre-compute the affine parameters per Gaussian and use them to update the Gaussian’s SH parameters. This essentially results in a standard 3DGS representation [14, 50] that can be rendered efficiently.

Initialization of Per-Gaussian Embeddings g_i . Initializing the embedding g_i randomly could lead to a lack of locality bias, and thus poorer generalization and training performance, as shown in the *supp. mat.* Instead, we initialize them using Fourier features [25, 40] to enforce a locality prior: We first center and normalize the input point cloud to the range of $[0, 1]$ using the 0.97 quantile of the L^∞ norm. The Fourier features of a normalized point p are then obtained as a concatenation of $\sin(\pi p_k 2^m)$ and $\cos(\pi p_k 2^m)$, where $k = 1, 2, 3$ are the coordinate indices and $m = 1, \dots, 4$.

Training Objective. Following 3DGS [14], we use a combination of DSSIM [42] and L1 losses for training (Eq. (3)). However, DSSIM and L1 are used for different purposes in our case. For DSSIM, since it is more robust than L1 to appearance changes and focuses more on structure and perceptual similarity, we apply it to the image rasterized without appearance modeling. On the other hand, we use the L1 loss to learn the correct appearance. Specifically, let \hat{C} and \tilde{C} be the rendered colors of the rasterized image before and after the color toning (cf. Eq. (5)), respectively. Let C be the training RGB image. The training loss can be written as:

$$\mathcal{L}_{\text{color}} = \lambda_{\text{dssim}} \text{DSSIM}(\hat{C}, C) + (1 - \lambda_{\text{dssim}}) \|\tilde{C} - C\|_1 . \quad (6)$$

In all our experiments we set $\lambda_{\text{dssim}} = 0.2$. During training, we first project the Gaussians into the 2D image plane, compute the toned colors, and then rasterize the two images (toned and original colors).

Test-Time Optimization of Per-Image Embeddings e_j . During training, we jointly optimize the per-image embeddings e_j and the per-Gaussian embedding g_i , jointly with the 3DGS representation and the appearance MLP. However, when we want to fit the appearance of a previously unseen image, we need to perform test-time optimization of the unseen image’s embedding. To do so, we initialize the image’s appearance vector as zeroes and optimize it with the main training objective (Eq. (6)) using the Adam optimizer [16] - while keeping everything else fixed.

3.3 Uncertainty Modeling for Dynamic Masking

To reduce the influence of transient objects and occluders, e.g., moving cars or pedestrians, on the training process we learn an uncertainty model [24, 31]. NeRF *On-the-go* [31] showed that using features from a pre-trained feature extractor, e.g., DINO [3, 27], increases the robustness of the uncertainty predictor. However, while working well in controlled settings, the uncertainty loss function cannot handle strong appearance changes (such as these in unconstrained image collections). Therefore, we propose an alternative uncertainty loss which is more robust to appearance changes as can be seen in Figure 3. During training, for each training image j , we first extract DINO v2 [27] features. Then, our uncertainty predictor is simply a trainable affine mapping applied to the DINO features, followed by the softplus activation function. Since the features are patch-wise (14×14 px),

we upscale the resulting uncertainty to the original size using bilinear interpolation. Finally, we clip the uncertainty to the interval $[0.1, \infty)$ to ensure a minimal weight is assigned to each pixel [24, 31].

Uncertainty Optimization. In the NeRF literature [24, 31], uncertainty modeling is realized by letting the model output a Gaussian distribution for each pixel instead of a single color value. For each pixel, let \tilde{C} and C be the predicted and ground truth colors. Let σ be the (predicted) uncertainty. The per-pixel loss function is the (shifted) negative log-likelihood of the normal distribution with mean \tilde{C} , and variance σ [24, 31]:

$$\mathcal{L}_u = -\log \left(\frac{1}{\sqrt{2\pi}\sigma^2} \exp \left(-\frac{\|\tilde{C} - C\|_2^2}{2\sigma^2} \right) \right) = \frac{\|\tilde{C} - C\|_2^2}{2\sigma^2} + \log \sigma + \frac{\log 2\pi}{2} . \quad (7)$$

In [31], the squared differences are replaced by a slightly modified DSSIM, which was shown to have benefits over the MSE loss used in [24]. Even though DSSIM has a different distribution than MSE [42, 2], [31] showed that it can lead to stable training dynamics. Unfortunately, as shown in Fig. 3, both MSE and DSSIM are not robust to appearance changes. This prevents these MSE-based and SSIM-based methods [24, 31] from learning the correct appearance as the regions with varying appearances are ignored by the optimization process. However, we can once more take advantage of DINO features which are more robust to appearance changes, and construct our loss function from the cosine similarity between the DINO features of the training image and the predicted image. Since DINO features are defined per image patch, not pixel, we compute our uncertainty loss per patch. Let \tilde{D} and D be the DINO features of the predicted and the training image patch. The loss is as follows:

$$\mathcal{L}_{\text{dino}}(\tilde{D}, D) = \min \left(1, 2 - \frac{2\tilde{D} \cdot D}{\|\tilde{D}\|_2 \|D\|_2} \right) , \quad (8)$$

where ‘ \cdot ’ denotes the dot product. Note, that this loss function will be zero when the two features have a cosine similarity of 1, and it will become 0 when the similarity drops below 1/2.

Finally, to optimize uncertainty, we also add the log prior resulting in the following per-patch loss:

$$\mathcal{L}_{\text{uncertainty}} = \frac{\mathcal{L}_{\text{dino}}(\tilde{D}, D)}{2\sigma^2} + \lambda_{\text{prior}} \log \sigma , \quad (9)$$

where σ is the uncertainty prediction for the patch. We use this loss only to optimize the uncertainty predictor (implemented as a single affine transformation) without letting the gradients propagate through the rendering pipeline [31]. Further, during 3DGS training, the opacity is periodically reset to a small value to prevent local minima. However, after each opacity reset, the renderings are corrupted by (temporarily) incorrect alphas. To prevent this issue from propagating into the uncertainty predictor, we hence disable the uncertainty training for a few iterations after each opacity reset.

Optimizing 3DGS with Uncertainty. For NeRFs, one can use the uncertainty to directly weight the training objective [24, 31]. In our experiments, we observed that this would not lead to stable training as the absolute values of gradients are used in the densification algorithm and the excessively large magnitudes of absolute gradients lead to excessive growth. The uncertainty weighting would make the setup sensitive to the correct choice of hyperparameters. Therefore, to handle this issue, we propose to convert the uncertainty scores into a (per-pixel) binary mask such that the gradient scaling is at most one:

$$M = \mathbb{1} \left(\frac{1}{2\sigma^2} > 1 \right) , \quad (10)$$

where $\mathbb{1}$ is the indicator function which is 1 whenever the uncertainty multiplier is greater than 1. This mask is then used to multiply the per-pixel loss defined in Eq. (6):

$$\mathcal{L}_{\text{color-masked}} = \lambda_{\text{dssim}} M \text{DSSIM}(\hat{C}, C) + (1 - \lambda_{\text{dssim}}) M \|\tilde{C} - C\|_1 . \quad (11)$$

3.4 Handling Sky

For realistic renderings of a scene under different conditions, modeling the sky is important (see Fig. 1). It is unlikely that Gaussians are created in the sky when using Structure-from-Motion points as initialization. Thus, we sample points on a sphere around the 3D scene and add them to the set of

Method	GPU hrs./FPS	Low Occlusion			Medium Occlusion			High Occlusion			Average		
		PSNR↑	SSIM↑	LPIPS↓	PSNR↑	SSIM↑	LPIPS↓	PSNR↑	SSIM↑	LPIPS↓	PSNR↑	SSIM↑	LPIPS↓
NeRF <i>On-the-go</i> [31]	43/<1	20.63	0.661	0.191	22.31	0.780	0.130	22.19	0.753	0.169	21.71	0.731	0.163
3DGS [14]	0.35/116	19.68	0.649	0.199	19.19	0.709	0.220	19.03	0.649	0.340	19.30	0.669	0.253
Gaussian Opacity Fields [51]	0.41/43*	20.54	0.662	0.178	19.39	0.719	0.231	17.81	0.578	0.430	19.24	0.656	0.280
Mip-Splatting [50]	0.18/82*	20.15	0.661	0.194	19.12	0.719	0.221	18.10	0.664	0.333	19.12	0.681	0.249
GS-W [52]	0.55/71*	18.67	0.595	0.288	21.50	0.783	0.152	18.52	0.644	0.335	19.56	0.674	0.258
Ours	0.50/108	20.62	0.658	0.235	22.80	0.811	0.092	23.03	0.771	0.172	22.15	0.756	0.167

* Methods were trained and evaluated on NVIDIA A100, while the rest used NVIDIA GTX 4090.

Table 1: **Comparison on NeRF *On-the-go* Dataset [31].** The **first**, **second**, and **third** values are highlighted. Our method shows overall superior performance over state-of-the-art baseline methods.

	GPU hrs./FPS	Brandenburg Gate			Sacre Coeur			Trevi Fountain		
		PSNR↑	SSIM↑	LPIPS↓	PSNR↑	SSIM↑	LPIPS↓	PSNR↑	SSIM↑	LPIPS↓
NeRF [25]	-<1	18.90	0.815	0.231	15.60	0.715	0.291	16.14	0.600	0.366
NeRF-W-re [24]	164/<1	24.17	0.890	0.167	19.20	0.807	0.191	18.97	0.698	0.265
Ha-NeRF [4]	452/<1	24.04	0.877	0.139	20.02	0.801	0.171	20.18	0.690	0.222
K-Planes [9]	0.6/<1	25.49	0.879	0.224	20.61	0.774	0.265	22.67	0.714	0.317
RefinedFields [13]	150/<1	26.64	0.886	-	22.26	0.817	-	23.42	0.737	-
3DGS [14]	2.2/57	19.37	0.880	0.141	17.44	0.835	0.204	17.58	0.709	0.266
GS-W [†] [52]	1.2/51	23.51	0.897	0.166	19.39	0.825	0.211	20.06	0.723	0.274
SWAG* [5]	0.8/15	26.33	0.929	0.139	21.16	0.860	0.185	23.10	0.815	0.208
Ours	7.2/117	27.77	0.927	0.133	22.56	0.859	0.177	23.63	0.766	0.228

[†] Evaluated using NeRF-W evaluation protocol [24, 18]; * Source code not available, numbers from the paper, unknown GPU used.

Table 2: **Comparison on the Photo Tourism Dataset [35].** The **first**, **second**, and **third** best-performing methods are highlighted. We significantly outperform all baseline methods and offer the fastest rendering times.

points that is used to initialize the 3D Gaussians. For an even distribution of points on the sphere, we utilize the Fibonacci sphere sampling algorithm [36], which arranges points in a spiral pattern using a golden ratio-based formula. After placing these points on the sphere at a fixed radius r_s , we project them to all training cameras, removing any points not visible from at least one camera. Details are included in the *supp. mat.*

4 Experiments

Datasets. We evaluate our WildGaussians approach on two challenging datasets. The **NeRF *On-the-go* dataset [31]** contains multiple casually captured indoor and outdoor sequences, with varying ratios of occlusions (from 5% to 30%). For evaluation, the dataset provides 6 sequences in total. Note that there are almost no illumination changes across views in this dataset. Since 3DGS [14] cannot handle radially distorted images, we train and evaluate our method and all baselines on a version of the dataset where all images were undistorted. The **Photo Tourism dataset [35]** consists of multiple 3D scenes of well-known monuments. Each scene has an unconstrained collection of images uploaded by users captured at different dates and times of day with different cameras and exposure levels. In our experiments we use the Brandenburg Gate, Sacre Coeur, and Trevi Fountain scenes, which have an average ratio of occlusions of 3.5%. Note, that for each dataset (both NeRF *On-the-go* and Photo Tourism), the test set was carefully chosen not to have any occluders.

Baselines. We compare our approach against a set of baselines. We use NerfBaselines [18] as our evaluation framework, providing a unified interface to the original released source codes while ensuring fair evaluation. On the NeRF *On-the-go* dataset, which contains little illumination changes, we compare to NeRF *On-the-go* [31], the original 3DGS formulation [14], Mip-Splatting [50], and Gaussian Opacity Fields [51]. On the Photo Tourism dataset [35], we compare against the most recent state-of-the-art methods for handling strong illumination changes: NeRF-W-re [24] (open source implementation), Ha-NeRF [4], K-Planes [9], RefinedFields [13], 3DGS [14], and concurrent works



Figure 4: **Comparison on NeRF *On-the-go* Dataset [31]**. For both the Fountain and Patio-High scenes, we can see that the baseline methods exhibit different levels of artifacts in the rendering, while our method removes all occluders and shows the best view synthesis results.

GS-W [52] and SWAG [5]. We evaluate GS-W [52] using the NeRF-W evaluation protocol [24] (see below). Our GS-W numbers thus differ from those in [52] (which conditioned on full test images).

Metrics. We follow common practice and use PSNR, SSIM [42], and LPIPS [53] for our evaluation. For the Photo Tourism dataset [35], we use the evaluation protocol proposed in NeRF-W [24, 18], where the image appearance embedding is optimized on the left half of the image. The metrics are then computed on the right half. For the NeRF *On-the-go* dataset [31], there is no test-time optimization. We also report training times in GPU hours as well as rendering times in frames-per-second (FPS), computed on an NVIDIA RTX 4090 unless stated otherwise.

4.1 Comparison on the NeRF *On-the-go* Dataset

As shown in Table 1 and Fig. 4, our approach significantly outperforms both baselines, especially for scenarios with medium (15-20%) to high occlusions (30%). Compared to NeRF *On-the-go* [31], our method is not only 400× faster in rendering, but can more effectively remove occluders. Moreover, we can better represent distant and less-frequently seen background regions (first and third row in Fig. 4). Interestingly, 3DGS and its derivatives (Mip-Splatting, Gaussian Opacity Fields) are quite robust to scenes with low occlusion ratios, thanks to its geometry prior in the form of the initial point cloud. Nevertheless, 3DGS and its derivatives struggles to remove occlusions for high-occlusion scenes. This demonstrates the effectiveness of our uncertainty modeling strategy.

4.2 Comparison on Photo Tourism

Table 2 and Fig. 5 show results on the challenging Photo Tourism dataset. As for the NeRF *On-the-go* dataset, our method shows notable improvements over all NeRF-based baselines, while enabling real-time rendering (similar to 3DGS). Compared to 3DGS, we can adeptly handle changes in appearance



Figure 5: **Comparison on the Photo Tourism Dataset [35]**. In the first row, note that while none of the methods can represent the reflections and details of the flowing water, 3DGS and WildGaussians can provide at least some details even though there are no multiview constraints on the flowing water. On the second row, notice how 3DGS tries to ‘simulate’ darkness by placing dark - semi-transparent Gaussians in front of the cameras. For WildGaussians, the text on the building is legible. WildGaussians is able to recover fine details in the last row.

Dataset (ratio)	MipNeRF360 [1] (0%)			Photo Tourism [35] (3.5%)			<i>On-the-go</i> [31] low. (5%)			<i>On-the-go</i> [31] high. (26%)		
	PSNR↑	SSIM↑	LPIPS↓	PSNR↑	SSIM↑	LPIPS↓	PSNR↑	SSIM↑	LPIPS↓	PSNR↑	SSIM↑	LPIPS↓
Ours	23.73	0.643	0.304	24.63	0.851	0.179	20.62	0.658	0.235	23.03	0.771	0.172
w/o uncert.	23.71	0.643	0.313	24.32	0.845	0.187	20.53	0.646	0.229	20.27	0.652	0.337
w/o app.	23.31	0.641	0.319	18.47	0.794	0.241	20.80	0.669	0.228	22.80	0.755	0.183

Table 3: We conduct **ablation studies** on the Photo Tourism [35], NeRF *On-the-go* [31], and MipNeRF360 (bicycle) [1] datasets with varying degree of occlusion. The **first**, **second**, and **third** values are highlighted.

such as day-to-night transitions without sacrificing fine details. This shows the efficacy of our appearance modeling. Compared to the NeRF-based baseline K-Planes [9], our method offers shaper details, as can be noticed in the flowing water and text on the Trevi Fountain. Compared to 3DGS [14], our method has comparable rendering speed on the NeRF *On-the-go* dataset, while being much faster on the Photo Tourism dataset [35]. This is caused by 3DGS [14] trying to grow unnecessary Gaussians to explain higher gradients due to the appearance variation. Finally, compared to other 3DGS-based methods [52, 5], ours achieves stronger performance while having faster inference because we can ‘bake’ the appearance-tuned spherical harmonics back into the standard 3DGS representation.

4.3 Ablation Studies & Analysis

To validate the importance of each component of our method, we conduct an ablation study in Table 3, separately disabling either uncertainty or appearance modeling. Table 3 shows that without **appearance modeling**, performance significantly drops on the Photo Tourism dataset due to the strong appearance changes captured by the dataset. On the NeRF *On-the-go* dataset, which exhibit



Figure 6: **Appearance interpolation.** We show how the appearance changes as we interpolate from a (*daytime*) view to a (*nighttime*) view’s appearance. Notice the light sources gradually appearing.



Figure 7: **Fixed appearance multi-view consistency.** We shows the multiview consistency of a fixed *nighttime* appearance embedding as the camera moves around the fountain.

little to no illumination or other appearance changes, disabling appearance modeling only slightly improves performance. We conclude that it is safe to use appearance embeddings, even if there might not be strong appearance changes. Similarly, disabling uncertainty modeling has little impact on datasets with less occlusions and could even make the performance slightly worse for the *On-the-go* low dataset, but it is required for the high-occlusion datasets (*On-the-go* high and Photo Tourism).

As expected, for dataset with low occlusion ratios, disabling **uncertainty modeling** has a limited impact on the overall performance. We attribute this to the inherent robustness of 3DGS, where the initial 3D point clouds also help to filter out some occlusions. However, as the occlusion ratio increases, the importance of uncertainty modeling becomes evident. This is shown by the significant performance drop when using no uncertainty modeling for the NeRF *On-the-go* high occlusion dataset.

Behavior of the appearance embedding. Fig. 6 interpolates between two appearance embeddings. The transition from the source view to the target view’s appearance is smooth, with lights gradually appearing. This demonstrates the smoothness and the continuous nature of the embedding space. In Fig. 7, we interpolate between two camera poses with a fixed appearance embedding showing multiview consistency. Next, we further analyze the embedding space with a t-SNE [39] projection of the embeddings of training images. The t-SNE visualization in Fig. 8 reveals that the embeddings are grouped by image appearances, e.g., with night images clustering together and being separated from other images.



Figure 8: **t-SNE for Appearance Embedding.** We visualize the training images’ appearance embeddings using t-SNE. See the day/night separation.

5 Conclusion

Our WildGaussians model extends Gaussian Splatting to uncontrolled in-the-wild settings where images are captured across different time or seasons, normally with occluders of different ratios. The key to the success are our novel appearance and uncertainty modeling tailored for 3DGS, which also ensures high-quality real-time rendering. We believe our method is a step toward achieving robust and versatile photorealistic reconstruction from noisy, crowd-sourced data sources.

Limitations. While our method enables appearance modeling with real-time rendering, it is currently not able to capture highlights on objects. Additionally, although the uncertainty modeling is more robust than MSE or SSIM, it still struggles with some challenging scenarios. If there are not enough observations of a part of the scene, e.g., because it is occluded in nearly all training images, our approach will struggle to correctly reconstruct the region. One way to handle this is to incorporate additional priors such as pre-trained diffusion models. We leave it as future work.

Acknowledgments and Disclosure of Funding

We would like to thank Weining Ren for his help with the NeRF On-the-go dataset and code and Tobias Fischer and Xi Wang for fruitful discussions. This work was supported by the Czech Science Foundation (GAČR) EXPRO (grant no. 23-07973X), and by the Ministry of Education, Youth and Sports of the Czech Republic through the e-INFRA CZ (ID:90254). Jonas Kulhanek acknowledges travel support from the European Union’s Horizon 2020 research and innovation programme under ELISE Grant Agreement No 951847.

References

- [1] Jonathan T Barron, Ben Mildenhall, Dor Verbin, Pratul P Srinivasan, and Peter Hedman. Mip-NeRF 360: Unbounded anti-aliased neural radiance fields. In *CVPR*, 2022. [2](#), [4](#), [9](#)
- [2] Dominique Brunet, Edward R. Vrscay, and Zhou Wang. On the mathematical properties of the structural similarity index. *IEEE TIP*, 2012. [6](#)
- [3] Mathilde Caron, Hugo Touvron, Ishan Misra, Hervé Jégou, Julien Mairal, Piotr Bojanowski, and Armand Joulin. Emerging properties in self-supervised vision transformers. In *ICCV*, 2021. [5](#)
- [4] Xingyu Chen, Qi Zhang, Xiaoyu Li, Yue Chen, Ying Feng, Xuan Wang, and Jue Wang. Hallucinated neural radiance fields in the wild. In *CVPR*, 2022. [7](#)
- [5] Hiba Dahmani, Moussab Bennehar, Nathan Piasco, Luis Roldao, and Dzmitry Tsishkou. SWAG: Splatting in the wild images with appearance-conditioned gaussians. *arXiv*, 2024. [3](#), [7](#), [8](#), [9](#)
- [6] François Darmon, Lorenzo Porzi, Samuel Rota-Bulò, and Peter Kotschieder. Robust Gaussian splatting. *arXiv*, 2024. [3](#)
- [7] Yilun Du, Yinan Zhang, Hong-Xing Yu, Joshua B Tenenbaum, and Jiajun Wu. Neural radiance flow for 4D view synthesis and video processing. In *ICCV*, 2021. [2](#)
- [8] Tobias Fischer, Jonas Kulhanek, Samuel Rota Bulò, Lorenzo Porzi, Marc Pollefeys, and Peter Kotschieder. Dynamic 3D Gaussian fields for urban areas. *arXiv*, 2024. [3](#)
- [9] Sara Fridovich-Keil, Giacomo Meanti, Frederik Rahbæk Warburg, Benjamin Recht, and Angjoo Kanazawa. K-Planes: Explicit radiance fields in space, time, and appearance. In *CVPR*, 2023. [2](#), [7](#), [9](#)
- [10] Chen Gao, Ayush Saraf, Johannes Kopf, and Jia-Bin Huang. Dynamic view synthesis from dynamic monocular video. In *ICCV*, 2021. [2](#)
- [11] Kaiming He, Georgia Gkioxari, Piotr Dollár, and Ross Girshick. Mask R-CNN. In *ICCV*, pages 2961–2969, 2017. [16](#)
- [12] James T Kajiya and Brian P Von Herzen. Ray tracing volume densities. *ACM TOG*, 1984. [2](#)
- [13] Karim Kassab, Antoine Schnepf, Jean-Yves Franceschi, Laurent Caraffa, Jeremie Mary, and Valérie Gouet-Brunet. RefinedFields: Radiance fields refinement for unconstrained scenes. *arXiv*, 2023. [7](#)
- [14] Bernhard Kerbl, Georgios Kopanas, Thomas Leimkühler, and George Drettakis. 3D Gaussian splatting for real-time radiance field rendering. *ACM TOG*, 2023. [1](#), [2](#), [4](#), [5](#), [7](#), [8](#), [9](#), [14](#), [15](#), [16](#)
- [15] Bernhard Kerbl, Andreas Meuleman, Georgios Kopanas, Michael Wimmer, Alexandre Lanvin, and George Drettakis. A hierarchical 3D Gaussian representation for real-time rendering of very large datasets. *ACM TOG*, 43(4), July 2024. [2](#), [14](#)
- [16] Diederik Kingma and Jimmy Ba. Adam: A method for stochastic optimization. In *ICLR*, 2015. [5](#), [14](#)
- [17] Jonas Kulhanek and Torsten Sattler. Tetra-NeRF: Representing neural radiance fields using tetrahedra. In *ICCV*, 2023. [2](#)
- [18] Jonas Kulhanek and Torsten Sattler. NerfBaselines: Consistent and reproducible evaluation of novel view synthesis methods. *arXiv*, 2024. [7](#), [8](#)
- [19] Tianye Li, Mira Slavcheva, Michael Zollhoefer, Simon Green, Christoph Lassner, Changil Kim, Tanner Schmidt, Steven Lovegrove, Michael Goesele, Richard Newcombe, et al. Neural 3D video synthesis from multi-view video. In *CVPR*, 2022. [2](#)

- [20] Zhengqi Li, Wenqi Xian, Abe Davis, and Noah Snavely. Crowdsampling the plenoptic function. In *ECCV*, 2020. 3
- [21] Zhengqi Li, Simon Niklaus, Noah Snavely, and Oliver Wang. Neural scene flow fields for space-time view synthesis of dynamic scenes. In *CVPR*, 2021. 2
- [22] Jiaqi Lin, Zhihao Li, Xiao Tang, Jianzhuang Liu, Shiyong Liu, Jiayue Liu, Yangdi Lu, Xiaofei Wu, Songcen Xu, Youliang Yan, and Wenming Yang. Vastgaussian: Vast 3d gaussians for large scene reconstruction. In *CVPR*, 2024. 3, 14, 15
- [23] Tao Lu, Mulin Yu, Linning Xu, Yuanbo Xiangli, Limin Wang, Dahua Lin, and Bo Dai. Scaffold-GS: Structured 3D Gaussians for view-adaptive rendering. In *CVPR*, 2024. 3
- [24] Ricardo Martin-Brualla, Noha Radwan, Mehdi SM Sajjadi, Jonathan T Barron, Alexey Dosovitskiy, and Daniel Duckworth. NeRF in the Wild: Neural radiance fields for unconstrained photo collections. In *CVPR*, 2021. 2, 3, 4, 5, 6, 7, 8
- [25] Ben Mildenhall, Pratul P Srinivasan, Matthew Tancik, Jonathan T Barron, Ravi Ramamoorthi, and Ren Ng. NeRF: Representing scenes as neural radiance fields for view synthesis. In *ECCV*, 2020. 2, 5, 7
- [26] Thomas Müller, Alex Evans, Christoph Schied, and Alexander Keller. Instant neural graphics primitives with a multiresolution hash encoding. *ACM TOG*, 2022. 2, 3
- [27] Maxime Oquab, Timothée Darcet, Théo Moutakanni, Huy V. Vo, Marc Szafraniec, Vasil Khalidov, Pierre Fernandez, Daniel HAZIZA, Francisco Massa, Alaaeldin El-Nouby, Mido Assran, Nicolas Ballas, Wojciech Galuba, Russell Howes, Po-Yao Huang, Shang-Wen Li, Ishan Misra, Michael Rabbat, Vasu Sharma, Gabriel Synnaeve, Hu Xu, Herve Jegou, Julien Mairal, Patrick Labatut, Armand Joulin, and Piotr Bojanowski. DINOv2: Learning robust visual features without supervision. *TMLR*, 2024. 1, 2, 3, 4, 5, 14
- [28] Keunhong Park, Utkarsh Sinha, Peter Hedman, Jonathan T Barron, Sofien Bouaziz, Dan B Goldman, Ricardo Martin-Brualla, and Steven M Seitz. HyperNeRF: a higher-dimensional representation for topologically varying neural radiance fields. *ACM TOG*, 2021. 2
- [29] Christian Reiser, Songyou Peng, Yiyi Liao, and Andreas Geiger. KiloNeRF: Speeding up neural radiance fields with thousands of tiny MLPs. In *ICCV*, 2021. 2
- [30] Konstantinos Rematas, Andrew Liu, Pratul P Srinivasan, Jonathan T Barron, Andrea Tagliasacchi, Thomas Funkhouser, and Vittorio Ferrari. Urban radiance fields. In *CVPR*, 2022. 2, 3, 4, 14
- [31] Weining Ren, Zihan Zhu, Boyang Sun, Jiaqi Chen, Marc Pollefeys, and Songyou Peng. NeRF On-the-go: Exploiting uncertainty for distractor-free nerfs in the wild. In *CVPR*, 2024. 1, 2, 3, 5, 6, 7, 8, 9, 14, 15, 16
- [32] Sara Sabour, Suhani Vora, Daniel Duckworth, Ivan Krasin, David J Fleet, and Andrea Tagliasacchi. RobustNeRF: Ignoring distractors with robust losses. In *CVPR*, 2023. 2, 3
- [33] Sara Sabour, Lily Goli, George Kopanas, Mark Matthews, Dmitry Lagun, Leonidas Guibas, Alec Jacobson, David J. Fleet, and Andrea Tagliasacchi. SpotLessSplats: Ignoring distractors in 3d gaussian splatting. *arXiv*, 2024. 3
- [34] Torsten Sattler, Will Maddern, Carl Toft, Akihiko Torii, Lars Hammarstrand, Erik Stenborg, Daniel Safari, Masatoshi Okutomi, Marc Pollefeys, Josef Sivic, et al. Benchmarking 6dof outdoor visual localization in changing conditions. In *CVPR*, 2018. 2
- [35] Noah Snavely, Steven M Seitz, and Richard Szeliski. Photo tourism: exploring photo collections in 3d. *ACM TOG*, 2006. 1, 3, 7, 8, 9, 14, 16, 18
- [36] Eric J Stollnitz, Tony D DeRose, and David H Salesin. *Wavelets for computer graphics: theory and applications*. Morgan Kaufmann, 1996. 7, 14
- [37] Matthew Tancik, Vincent Casser, Xinchun Yan, Sabeek Pradhan, Ben Mildenhall, Pratul P Srinivasan, Jonathan T Barron, and Henrik Kretschmar. Block-NeRF: Scalable large scene neural view synthesis. In *CVPR*, pages 8248–8258, 2022. 2, 3
- [38] Matthew Tancik, Ethan Weber, Evonne Ng, Ruilong Li, Brent Yi, Terrance Wang, Alexander Kristoffersen, Jake Austin, Kamyar Salahi, Abhik Ahuja, et al. Nerfstudio: A modular framework for neural radiance field development. In *ACM TOG*, 2023. 2
- [39] Laurens van der Maaten and Geoffrey Hinton. Visualizing data using t-sne. *JMLR*, 9(86):2579–2605, 2008. 10

- [40] Ashish Vaswani, Noam Shazeer, Niki Parmar, Jakob Uszkoreit, Llion Jones, Aidan N Gomez, Łukasz Kaiser, and Illia Polosukhin. Attention is all you need. In *NeurIPS*, volume 30, 2017. 5
- [41] Yuze Wang, Junyi Wang, and Yue Qi. WE-GS: An in-the-wild efficient 3D Gaussian representation for unconstrained photo collections. *arXiv*, 2024. 3
- [42] Zhou Wang, Alan C Bovik, Hamid R Sheikh, and Eero P Simoncelli. Image quality assessment: from error visibility to structural similarity. *IEEE TIP*, 2004. 4, 5, 6, 8
- [43] Tianhao Wu, Fangcheng Zhong, Forrester Cole, Andrea Tagliasacchi, and Cengiz Oztireli. D2NeRF: Self-supervised decoupling of dynamic and static objects from a monocular video. In *NeurIPS*, 2022. 2
- [44] Wenqi Xian, Jia-Bin Huang, Johannes Kopf, and Changil Kim. Space-time neural irradiance fields for free-viewpoint video. In *CVPR*, 2021. 2
- [45] Congrong Xu, Justin Kerr, and Angjoo Kanazawa. Splatfacto-W: A Nerfstudio implementation of gaussian splatting for unconstrained photo collections. *arXiv*, 2024. 3
- [46] Jiawei Yang, Boris Ivanovic, Or Litany, Xinshuo Weng, Seung Wook Kim, Boyi Li, Tong Che, Danfei Xu, Sanja Fidler, Marco Pavone, and Yue Wang. EmerNeRF: Emergent spatial-temporal scene decomposition via self-supervision. In *ICLR*, 2024. 2
- [47] Yifan Yang, Shuhai Zhang, Zixiong Huang, Yubing Zhang, and Mingkui Tan. Cross-ray neural radiance fields for novel-view synthesis from unconstrained image collections. In *ICCV*, 2023. 3
- [48] Vickie Ye, Ruilong Li, Justin Kerr, Matias Turkulainen, Brent Yi, Zhuoyang Pan, Otto Seiskari, Jianbo Ye, Jeffrey Hu, Matthew Tancik, and Angjoo Kanazawa. gsplat: An open-source library for Gaussian splatting. *arXiv*, 2024. 3
- [49] Zongxin Ye, Wenyu Li, Sidun Liu, Peng Qiao, and Yong Dou. AbsGS: Recovering fine details for 3D gaussian splatting. *arXiv*, 2024. 2, 4, 14
- [50] Zehao Yu, Anpei Chen, Binbin Huang, Torsten Sattler, and Andreas Geiger. Mip-Splatting: Alias-free 3d gaussian splatting. In *CVPR*, 2024. 2, 4, 5, 7, 14, 16
- [51] Zehao Yu, Torsten Sattler, and Andreas Geiger. Gaussian Opacity Fields: Efficient high-quality compact surface reconstruction in unbounded scenes. *arXiv*, 2024. 2, 4, 7, 14, 16
- [52] Dongbin Zhang, Chuming Wang, Weitao Wang, Peihao Li, Minghan Qin, and Haoqian Wang. Gaussian in the Wild: 3D gaussian splatting for unconstrained image collections. *arXiv*, 2024. 3, 7, 8, 9
- [53] Richard Zhang, Phillip Isola, Alexei A Efros, Eli Shechtman, and Oliver Wang. The unreasonable effectiveness of deep features as a perceptual metric. In *CVPR*, 2018. 8
- [54] Matthias Zwicker, Hanspeter Pfister, Jeroen Van Baar, and Markus Gross. Surface splatting. In *ACM TOG*, 2001. 2, 4

A Appendix / Supplemental Material

A.1 Implementation & Experimental Details

We base our implementation on the INRIA’s original 3DGS renderer [14], extended in Mip-Splatting [50]. Furthermore, we extended the implementation by the AbsGaussian/Gaussian Opacity Fields absolute gradient scaling fix [51, 49]. All our experiments were conducted on a single NVIDIA RTX 4090 GPU. For the uncertainty modeling, we use the ViT-S/14 DINO v2 features (smallest DINO configuration) [27]. We also resize the images before computing DINO features to the max. size of 350 to make the DINO loss computation faster. To model the appearance, we use embeddings of size 24 for the Gaussians and 32 for the image appearance embeddings. For the appearance MLP, we use 2 hidden layers of size 128. We use the ReLU activation function. We use the Adam optimizer [16] without weight decay. For test-time appearance embedding optimization, we perform 128 Adam’s gradient descent steps with the learning rate of 0.1. For the main training objective λ_{dssim} to 0.2 and λ_{uncert} to 0.5. We now describe the hyper-parameters used for the two datasets (Photo Tourism [35], NeRF *On-the-go* [31]):

NeRF *On-the-go* Dataset. We optimize each representation for $30k$ training steps. For our choice of learning rates, we mostly follow 3DGS [14]. We differ in the following learning rates: appearance MLP lr. of 0.0005, uncertainty lr. of 0.001. Gaussian embedding lr. of 0.005. image embedding lr. of 0.001. For the position learning rate, we exponentially decay from 1.6×10^{-4} to 1.6×10^{-6} . Furthermore, we set the densification threshold at 0.0002 and density from 500-th iteration to 15 000-th iteration every 100 steps. Furthermore, we reset the opacity every 3 000 steps. We do not optimize the uncertainty predictor for 500 after each opacity reset, and we do not apply the masking for the first 2000 training steps.

Photo Tourism. We optimize each representation for $200k$ training steps. We use the following learning rates: scales lr. of 0.0005, rotation lr. of 0.001, appearance MLP lr. of 0.0005, uncertainty lr. of 0.001. Gaussian embedding lr. of 0.005. image embedding lr. of 0.001. For the position learning rate, we exponentially decay from 1.6×10^{-5} to 1.6×10^{-7} . We set the densification threshold at 0.0002 and density from 4000-th iteration to 100 000-th iteration every 400 steps. Furthermore, we reset the opacity every 3 000 steps. We do not optimize the uncertainty predictor for 1500 after each opacity reset. We do not use the uncertainty predictor for masking for the first 35 000 steps of the training, and after that, we linearly increase its contribution for 5 000 steps.

Appearance MLP Priors. Considering that the appearance MLP shares weights across all Gaussians, we observed potential instability in training when randomly initializing the MLP. To mitigate this, we introduce a prior to the appearance MLP f_{θ} , optimizing gradient flow during early training phases. The raw output of the last layer of the MLP, $(\hat{\beta}, \hat{\gamma})$, is adjusted to obtain the affine color transformation in Eq. (5) as $\beta_k = 0.01\hat{\beta}_k$ and $\gamma_k = 0.01\hat{\gamma}_k + 1$. This adjustment scales both the initialization of the last layer and the learning rates of the MLP by 0.01, stabilizing early-stage training such that the gradient wrt. SH coefficients is predominant.

Sky Initialization. We set the scene radius r_s to the 97% quantile of the L2 norms of the centered input 3D points. We then initialize a sphere at a distance of $10r_s$ from the scene center [15]. For an even distribution of points on the sphere, we utilize the Fibonacci sphere sampling algorithm [36],

	Brandenburg Gate			Sacre Coeur			Trevi Fountain		
	PSNR \uparrow	SSIM \uparrow	LPIPS \downarrow	PSNR \uparrow	SSIM \uparrow	LPIPS \downarrow	PSNR \uparrow	SSIM \uparrow	LPIPS \downarrow
WildGaussians (Ours)	27.77	0.927	0.133	22.56	0.859	0.177	23.63	0.766	0.228
w/o Fourier feat.	27.33	0.924	0.141	22.32	0.853	0.188	23.78	0.766	0.229
w/o appearance modeling	20.81	0.874	0.187	17.19	0.811	0.237	17.42	0.697	0.299
w/o appearance&uncertainty	20.04	0.875	0.187	17.59	0.819	0.228	17.81	0.701	0.287
VastGaussian [22]	25.65	0.910	0.159	20.52	0.820	0.225	20.40	0.716	0.283
w/o Gaussian embeddings [30]	25.18	0.908	0.156	18.68	0.790	0.250	19.49	0.723	0.275
w/o uncertainty modeling	27.16	0.920	0.143	21.97	0.851	0.191	23.82	0.765	0.228
MSSIM uncert.	27.32	0.911	0.167	21.19	0.817	0.237	21.20	0.717	0.295
w. explicit masks	26.87	0.923	0.138	22.24	0.855	0.186	23.84	0.765	0.231

Table 4: **Detailed Ablation Study** conducted on the Photo Tourism dataset [35]. The **first**, **second**, and **third** values are highlighted.

which arranges points in a spiral pattern using a golden ratio-based formula. We sample 100 000 points on the sphere and then project them to all training cameras, removing any points not visible from at least one camera. This set of sky points is then added to our initial point set, with their opacity initialized at 1.0, while the opacity of the rest is set at 0.1.

A.2 Extended Results on NeRF *On-the-go* Dataset

For reference, we extend the averaged results for the NeRF *On-the-go* dataset [31], by giving detailed results for individual scenes. The results are presented in Table 5.

Method	GPU hrs./ FPS	Low Occlusion				Medium Occlusion				High Occlusion			
		Mountain		Fountain		Corner		Patio		Spot		Patio-High	
		PSNR	SSIM LPIPS	PSNR	SSIM LPIPS	PSNR	SSIM LPIPS	PSNR	SSIM LPIPS	PSNR	SSIM LPIPS	PSNR	SSIM LPIPS
NeRF <i>On-the-go</i> [31]	43/<1	20.46	0.661 0.186	20.79	0.661 0.195	23.74	0.806 0.127	20.88	0.754 0.133	22.80	0.800 0.132	21.57	0.706 0.205
3DGS [14]	0.35/116	19.40	0.638 0.213	19.96	0.659 0.185	20.90	0.713 0.241	17.48	0.704 0.199	20.77	0.693 0.316	17.29	0.604 0.363
Mip-Splatting	0.18/82*	19.86	0.649 0.200	20.19	0.672 0.189	21.15	0.728 0.230	18.31	0.639 0.328	20.18	0.689 0.338	18.31	0.639 0.328
Gaussian Opacity Fields	0.41/43*	20.70	0.661 0.169	20.37	0.662 0.187	21.53	0.739 0.241	15.58	0.491 0.536	20.03	0.683 0.324	15.58	0.491 0.536
GS-W	0.55/71*	19.43	0.596 0.299	20.06	0.723 0.274	22.17	0.793 0.155	19.90	0.681 0.260	17.13	0.608 0.409	19.90	0.681 0.260
Ours	0.50/108	20.43	0.653 0.255	20.81	0.662 0.215	24.16	0.822 0.045	21.44	0.800 0.138	23.82	0.816 0.138	22.23	0.725 0.206

* Methods were trained and evaluated on NVIDIA A100, while the rest used NVIDIA GTX 4090.

Table 5: Extended Results on the NeRF *On-the-go* Dataset.

A.3 Extended Ablation Study




Figure 9: **Photo Tourism ablation study.** We show VastGaussian-style appearance modeling, no appearance modeling, no uncertainty modeling, no Gaussian embeddings (only per-image embeddings), and the full method.

To further analyze the performance of the proposed contributions, we performed a detailed ablation study of both the uncertainty prediction and appearance modeling. The results are presented in Table 4. As we can see from the table, WildGaussians appearance modeling outperforms other baselines. While VastGaussian [22] seems to work well for cases where the appearance difference is small, it fails in cases with large appearance changes and causes noticeable artifacts in the images. In the case of a simple affine color transformation (w/o Gaussian embeddings), this modeling is not

powerful enough to capture local appearance changes such as lamps turning on. We can also see the effectiveness of the uncertainty modeling. However, for the Trevi Fountain, the uncertainty does not improve the performance, which is likely caused by **1**) the scene has a small number of occlusions, **2**) the water in the scene is often mistaken for a transient object as it is not multi-view consistent. For reference, we also included a comparison with a method trained with explicit segmentation masks obtained from the MaskRCNN predictor [11].

We also present qualitative results in Figure 9. Notice how VastGaussians leave noticeable artifacts in the sky region in the first row. In the second row, notice how no appearance modeling or only using image embeddings cannot represent the dark sky. Similarly, not using Gaussian embeddings causes the method not to be able to represent shadows (row 2) and highlights (row 5). Disabling uncertainty leads to noticeable artifacts in row 6.

A.4 Dataset occlusions




Figure 10: **Occluders** present in the Photo Tourism [35] and NeRF *On-the-go* [31] datasets.

To get some understanding of the types of occlusions present in the datasets, we visualize some images from the datasets with various amounts of occlusions in Figure 10. While for Photo Tourism [35], the occluders are humans looking into the camera in the bottom part of the images, for NeRF *On-the-go* [31], we have humans and objects present in various regions of the images.

A.5 Licenses

Our renderer code is based on the 3DGS codebase [14] with the modifications from Mip-Splatting [50] and Gaussian Opacity Fields [51]. They are released under “research only” licenses: <https://raw.githubusercontent.com/graphdeco-inria/gaussian-splatting/refs/heads/main/LICENSE.md>, <https://raw.githubusercontent.com/autonomousvision/mip-splatting/refs/heads/main/LICENSE.md>, and <https://raw.githubusercontent.com/autonomousvision/gaussian-opacity-fields/refs/heads/main/LICENSE.md>. The NeRF *On-the-go* dataset is licensed under the Apache 2.0 license (<https://raw.githubusercontent.com/cvg/nerf-on-the-go/refs/heads/master/LICENSE>). The pictures in the Photo Tourism dataset were sourced from various creators who made the images available under permissive licenses (<https://creativecommons.org/share-your-work/cclicenses/>). For details and the full list of creators, please refer to the original Photo Tourism paper [35].

NeurIPS Paper Checklist

1. Claims

Question: Do the main claims made in the abstract and introduction accurately reflect the paper’s contributions and scope?

Answer: [Yes]

Justification: All the main claims we summarized at the end of Sec. 1 are matched throughout the entire paper.

2. Limitations

Question: Does the paper discuss the limitations of the work performed by the authors?

Answer: [Yes]

Justification: Yes, we discussed the limitations in Sec. 5.

3. Theory Assumptions and Proofs

Question: For each theoretical result, does the paper provide the full set of assumptions and a complete (and correct) proof?

Answer: [NA]

Justification: This paper does not include theoretical results

4. Experimental Result Reproducibility

Question: Does the paper fully disclose all the information needed to reproduce the main experimental results of the paper to the extent that it affects the main claims and/or conclusions of the paper (regardless of whether the code and data are provided or not)?

Answer: [Yes]

Justification: We discuss the implementation details in the Appendix. We also make the source code, data, and model checkpoints public.

5. Open access to data and code

Question: Does the paper provide open access to the data and code, with sufficient instructions to faithfully reproduce the main experimental results, as described in supplemental material?

Answer: [Yes]

Justification: We released the source code, data, and trained checkpoints together with a documentation on how to use it on GitHub. The link is included in the main paper.

6. Experimental Setting/Details

Question: Does the paper specify all the training and test details (e.g., data splits, hyperparameters, how they were chosen, type of optimizer, etc.) necessary to understand the results?

Answer: [Yes]

Justification: Please refer to Sec. A.1.

7. Experiment Statistical Significance

Question: Does the paper report error bars suitably and correctly defined or other appropriate information about the statistical significance of the experiments?

Answer: [No]

Justification: Not feasible with the limited computational budget.

8. Experiments Compute Resources

Question: For each experiment, does the paper provide sufficient information on the computer resources (type of compute workers, memory, time of execution) needed to reproduce the experiments?

Answer: [Yes]

Justification: Please refer to Sec. A.1.

9. Code Of Ethics

Question: Does the research conducted in the paper conform, in every respect, with the NeurIPS Code of Ethics <https://neurips.cc/public/EthicsGuidelines?>

Answer: [Yes]

Justification: We reviewed Code of Ethics and our research conforms with it.

10. Broader Impacts

Question: Does the paper discuss both potential positive societal impacts and negative societal impacts of the work performed?

Answer: [NA]

Justification: We have discussed the broader impacts in Sec. 5.

11. Safeguards

Question: Does the paper describe safeguards that have been put in place for responsible release of data or models that have a high risk for misuse (e.g., pretrained language models, image generators, or scraped datasets)?

Answer: [NA] .

Justification: We are unaware of any risk of misuse with prior works on novel view synthesis. Moreover, our codes are purely based on publicly available code repository.

12. Licenses for existing assets

Question: Are the creators or original owners of assets (e.g., code, data, models), used in the paper, properly credited and are the license and terms of use explicitly mentioned and properly respected?

Answer: [Yes]

Justification: The models, code, and data we use are all available for non-commercial use. We include an explicit “Licenses” section in the appendix.

13. New Assets

Question: Are new assets introduced in the paper well documented and is the documentation provided alongside the assets?

Answer: [NA]

Justification: We released the source code, data, and trained checkpoints together with a documentation on how to use it on GitHub. The link is included in the main paper.

14. Crowdsourcing and Research with Human Subjects

Question: For crowdsourcing experiments and research with human subjects, does the paper include the full text of instructions given to participants and screenshots, if applicable, as well as details about compensation (if any)?

Answer: [NA]

Justification: We do not involve crowdsourcing in this paper. The phototourism dataset [35] contains human subjects but they are properly under the non-commercial use license.

15. Institutional Review Board (IRB) Approvals or Equivalent for Research with Human Subjects

Question: Does the paper describe potential risks incurred by study participants, whether such risks were disclosed to the subjects, and whether Institutional Review Board (IRB) approvals (or an equivalent approval/review based on the requirements of your country or institution) were obtained?

Answer: [NA]

Justification: We do not involve crowdsourcing in this paper. The phototourism dataset [35] contains human subjects but they are properly under the non-commercial use license.