
Fourier Sparse Leverage Scores and Approximate Kernel Learning

Tamás Erdélyi
Texas A&M University
terdelyi@math.tamu.edu

Cameron Musco
University of Mass. Amherst
cmusco@cs.umass.edu

Christopher Musco
New York University
cmusco@nyu.edu

Abstract

We prove new explicit upper bounds on the leverage scores of Fourier sparse functions under both the Gaussian and Laplace measures. In particular, we study s -sparse functions of the form $f(x) = \sum_{j=1}^s a_j e^{i\lambda_j x}$ for coefficients $a_j \in \mathbb{C}$ and frequencies $\lambda_j \in \mathbb{R}$. Bounding Fourier sparse leverage scores under various measures is of pure mathematical interest in approximation theory, and our work extends existing results for the uniform measure [Erd17, CP19a]. Practically, our bounds are motivated by two important applications in machine learning:

1. Kernel Approximation. They yield a new random Fourier features algorithm for approximating Gaussian and Cauchy (rational quadratic) kernel matrices. For low-dimensional data, our method uses a near optimal number of features, and its runtime is polynomial in the *statistical dimension* of the approximated kernel matrix. It is the first “oblivious sketching method” with this property for any kernel besides the polynomial kernel, resolving an open question of [AKM⁺17, AKK⁺20b].

2. Active Learning. They can be used as non-uniform sampling distributions for robust active learning when data follows a Gaussian or Laplace distribution. Using the framework of [AKM⁺19], we provide essentially optimal results for bandlimited and multiband interpolation, and Gaussian process regression. These results generalize existing work that only applies to uniformly distributed data.

1 Introduction

Statistical leverage scores have emerged as an important tool in machine learning and algorithms, with applications including randomized numerical linear algebra [DMM06a, Sar06], efficient kernel methods [AM15, MM17, AKM⁺17, LTOS19, SK19, LHC⁺20, FSS19, KKP⁺20], graph algorithms [SS11, KS16], active learning [DWH18, CVSK16, MMY15, AKM⁺19], and faster constrained and unconstrained optimization [LS15, AKK⁺20a].

The purpose of these scores is to quantify how large the magnitude of a function in a particular class can be at a *single location*, in comparison to the *average* magnitude of the function. In other words, they measure how “spiky” a function can be. The function class might consist of all vectors $\mathbf{y} \in \mathbb{R}^n$ which can be written as $\mathbf{A}\mathbf{x}$ for a fixed $\mathbf{A} \in \mathbb{R}^{n \times d}$, all degree q polynomials, all functions with bounded norm in some kernel Hilbert space, or (as in this paper) all functions that are s -sparse in the Fourier basis. By quantifying *where* and *how much* such functions can spike to large magnitude, leverage scores help us approximate and reconstruct functions via sampling, leading to provably accurate algorithms for a variety of problems.

Formally, for any class \mathcal{F} of functions mapping some domain \mathcal{S} to the complex numbers \mathbb{C} , and any probability density p over \mathcal{S} , the leverage score $\tau_{\mathcal{F},p}(x)$ for $x \in \mathcal{S}$ is:

$$\tau_{\mathcal{F},p}(x) = \sup_{f \in \mathcal{F}: \|f\|_p^2 \neq 0} \frac{|f(x)|^2 \cdot p(x)}{\|f\|_p^2} \text{ where } \|f\|_p^2 = \int_{y \in \mathcal{S}} |f(y)|^2 \cdot p(y) dy. \quad (1)$$

Readers who have seen leverage scores in the context of machine learning and randomized algorithms [SS11, MMY15, DM16] may be most familiar with the setting where \mathcal{F} is the set of all length n vectors (functions from $\{1, \dots, n\} \rightarrow \mathbb{R}$) which can be written as $\mathbf{A}\mathbf{x}$ for a fixed matrix $\mathbf{A} \in \mathbb{R}^{n \times d}$. In this case, p is taken to be a discrete uniform density over indices $1, \dots, n$, and it is not hard to check that (1) is equivalent to more familiar definitions of “matrix leverage scores”.¹

When \mathcal{F} is the set of all degree q polynomials, the inverse of the leverage scores is known as the *Christoffel function*. In approximation theory, Christoffel functions are widely studied for different densities p (e.g., Gaussian on \mathbb{R} or uniform on $[-1, 1]$) due to their connection to orthogonal polynomials [Nev86]. Recently, they have found applications in active polynomial regression [RW12, HD15, CCM⁺15, CM17] and more broadly in machine learning [PBV18, LP19].

We study leverage scores for the class of *Fourier sparse functions*. In particular, we define:²

$$\mathcal{T}_s = \left\{ f : f(x) = \sum_{j=1}^s a_j e^{i\lambda_j x}, a_j \in \mathbb{C}, \lambda_j \in \mathbb{R} \right\}, \quad (2)$$

where each λ_j is the frequency of a complex exponential with coefficient a_j . For ease of notation we will denote the leverage scores of \mathcal{T}_s for a distribution p as $\tau_{s,p}(x)$ instead of the full $\tau_{\mathcal{T}_s,p}(x)$.

In approximation theory, the Fourier sparse leverage scores have been studied extensively, typically when p is the uniform density on a finite interval [Tur84, Naz93, BE96, Kós08, Lub15, Erd17]. Recently, these scores have also become of interest in algorithms research due to their value in designing sparse recovery and sparse FFT algorithms in the “off-grid” regime [CKPS16, CP19b, CP19a]. They have also found applications in active learning for bandlimited interpolation, Gaussian process regression, and covariance estimation [AKM⁺19, MM20, ELMM20].

1.1 Closed form leverage score bounds

When studying the leverage scores of a function class over a domain \mathcal{S} , one of the primary objectives is to determine the scores for all $x \in \mathcal{S}$. This can be challenging for two reasons:

- For finite domains (e.g., functions on $\mathcal{S} = \{1, \dots, n\}$) it may be possible to directly solve the optimization problem in (1), but doing so is often computationally expensive.
- For infinite domains (e.g., functions on $\mathcal{S} = [-1, 1]$), $\tau_{\mathcal{F},p}(x)$ is itself a function over \mathcal{S} , and typically does not have a simple closed form that is amenable to applications.

Both of these challenges are addressed by shifting the goal from *exactly determining* $\tau_{\mathcal{F},p}(x)$ to *upper bounding* the leverage score function. In particular, the objective is to find some function $\bar{\tau}_{\mathcal{F},p}$ such that $\bar{\tau}_{\mathcal{F},p}(x) \geq \tau_{\mathcal{F},p}(x)$ for all $x \in \mathcal{S}$ and $\int_{x \in \mathcal{S}} \bar{\tau}_{\mathcal{F},p}(x) dy$ is as small as possible.

For linear functions over finite domains, nearly tight upper bounds on the leverage scores can be computed more quickly than the true scores [MDMW12, CLM⁺15]. Over infinite domains, it is possible to prove for some function classes that $\bar{\tau}_{\mathcal{F},p}(x)$ is always less than some fixed value C , sometimes called a Nikolskii constant or coherence parameter [HD15, Mig15, AC20]. In other cases, simple closed form expressions can be proven too upper bound the leverage scores. For example, when \mathcal{F} is the class of degree q polynomials and p is uniform on $[-1, 1]$, the (scaled) Chebyshev density $\bar{\tau}_{\mathcal{F},p}(x) = \frac{2(q+1)}{\pi\sqrt{1-x^2}}$ upper bounds the leverage scores [Lor83, AKM⁺19].

1.2 Our results

The main mathematical results of this work are new upper bounds on the leverage scores $\tau_{s,p}(\cdot)$ of the class of s -sparse Fourier functions \mathcal{T}_s , when p is a Gaussian or Laplace distribution. These bounds extend known results for the uniform distribution, and are proven by leveraging several results from

¹In particular, (1) is equivalent to the definition $\tau_{\mathcal{F},p}(i) = \mathbf{a}_i^T (\mathbf{A}^T \mathbf{A})^{-1} \mathbf{a}_i$ where \mathbf{a}_i is the i^{th} row of \mathbf{A} , and to $\tau_{\mathcal{F},p}(i) = \|u_i\|_2^2$, where u_i is the i^{th} row of any orthogonal span for \mathbf{A} 's columns. See [AKM⁺17] for details.

²It can be observed that any degree s polynomial can be approximated to arbitrarily high accuracy by a function in \mathcal{T}_s , by driving the frequencies $\lambda_1, \dots, \lambda_s$ to zero and taking a Taylor expansion. So the leverage scores of \mathcal{T}_s actually upper bound those of the degree s polynomials [CKPS16].

approximation theory on concentration properties of exponential sums [Tur84, BE95, BE06, Erd17]. We highlight the applicability of our bounds by developing two applications in machine learning:

Kernel Approximation (Section 3). We show that our leverage score upper bounds can be used as importance sampling probabilities to give a modified random Fourier features algorithm [RR07] with essentially tight spectral approximation bounds for Gaussian and Cauchy (rational quadratic) kernel matrices. In fact, we give a black-box reduction, proving that an upper bound on the Fourier sparse leverage scores for a distribution p immediately yields an algorithm for approximating kernel matrices with kernel function equal to the Fourier transform of p . This reduction leverages tools from randomized numerical linear algebra, in particular column subset selection results [DMM06b, GS12]. We use these results to show that Fourier sparse functions can universally well approximate kernel space functions, and in turn that the leverage scores of these kernel functions can be bounded using our Fourier sparse leverage score bounds.

Our results make progress on a central open question on the power of oblivious sketching methods in kernel approximation: in particular, whether oblivious methods like random Fourier features and TensorSketch [PP13, CP17, PT20] can match the performance of non-oblivious methods like Nyström approximation [GM13, AM15, MM17]. This question was essentially closed for the polynomial kernel in [AKK⁺20b]. We give a positive answer for Gaussian and Cauchy kernels in one dimension.

Active Learning (Appendix C). It is well known that leverage scores can be used in *active sampling methods* to reduce the statistical complexity of linear function fitting problems like polynomial regression or Gaussian process (GP) regression [CP19a, CM17]. The scores must be chosen with respect to the underlying data distribution \mathcal{D} to obtain an accurate function fit under that distribution [PBV18]. Theorems 1 and 2 immediately yield new active sampling results for regression problems involving s arbitrary complex exponentials when the data follows a Gaussian or Laplacian distribution.

While this result may sound specialized, it's actually quite powerful due to recent work of [AKM⁺19], which gives a black-box reduction from active sampling for Fourier-sparse regression to active sampling for a wide variety of problems in signal processing and Bayesian learning, including bandlimited function fitting and GP regression. Plugging our results into this framework gives algorithms with essentially optimal statistical complexity: the number of samples required depends on a natural statistical dimension parameter of the problem that is tight in many cases.

We note that any future Fourier sparse leverage score bounds proven for different distributions (beyond Gaussian, Laplace, and uniform) would generalize our applications to new kernel matrices and data distributions. Finally, while our contributions are primarily theoretical, we present experiments on kernel sketching in Section 4. We study a 2-D Gaussian process regression problem, representative of typical data-intensive function interpolation tasks, showing that our oblivious sketching method substantially improves on the original random Fourier features method on which it is based [RR07].

1.3 Notation

Boldface capital letters denote matrices or quasi-matrices (linear maps from finite-dimensional vector spaces to infinite-dimensional function spaces). Script letters denote infinite-dimensional operators. Boldface lowercase letters denote vectors or vector-valued functions. Subscripts identify the entries of these objects. E.g., $M_{j,k}$ is the (j, k) entry of matrix M and z_j is the j^{th} entry of vector \mathbf{z} . \mathbf{I} denotes the identity matrix. \preceq denotes the Loewner ordering on positive semidefinite (PSD) matrices: $N \preceq M$ means that $M - N$ is PSD. \mathbf{A}^* denotes the conjugate transpose of a vector or matrix.

2 Fourier Sparse Leverage Score Bounds

We now state our main leverage score bounds for the Gaussian and Laplace distributions. These theorems are of mathematical interest and form the cornerstone of our applications in kernel learning:

Theorem 1 (Gaussian Density Leverage Score Bound). *Consider the Gaussian density $g(x) = \frac{1}{\sigma\sqrt{2\pi}}e^{-x^2/(2\sigma^2)}$ and let:*

$$\bar{\tau}_{s,g}(x) = \begin{cases} \frac{1}{\sqrt{2}\sigma} \cdot e^{-x^2/(4\sigma^2)} \text{ for } |x| \geq 6\sqrt{2}\sigma \cdot \sqrt{s} \\ \frac{1}{\sqrt{2}\sigma} \cdot e \cdot s \text{ for } |x| \leq 6\sqrt{2}\sigma \cdot \sqrt{s}. \end{cases}$$

We have $\tau_{s,g}(x) \leq \bar{\tau}_{s,g}(x)$ for all $x \in \mathbb{R}$ and $\int_{-\infty}^{\infty} \bar{\tau}_{s,g}(x) dx = O(s^{3/2})$.

We do not know if the upper bound of Theorem 1 is tight, but we know it is close. In particular, if \mathcal{T}_s is restricted to any fixed set of frequencies $\lambda_1 > \dots > \lambda_s$ it is easy to show that the leverage scores integrate to exactly s , and the leverage scores of \mathcal{T}_s can only be larger. So no upper bound can improve on $\int_{-\infty}^{\infty} \bar{\tau}_{s,g}(x) dx = O(s^{3/2})$ by more than a $O(\sqrt{s})$ factor. Closing this $O(\sqrt{s})$ gap, either by strengthening Theorem 1, or proving a better lower bound would be very interesting.

Theorem 2 (Laplace Density Leverage Score Bound). *Consider the Laplace density $z(x) = \frac{1}{\sqrt{2}\sigma} e^{-|x|\sqrt{2}/\sigma}$ and let:*

$$\bar{\tau}_{s,z}(x) = \begin{cases} \frac{\sqrt{2}}{\sigma} \cdot e^{-|x|\sqrt{2}/(6\sigma)} & \text{for } |x| \geq 9\sqrt{2}\sigma \cdot s \\ \frac{\sqrt{2}}{\sigma} \cdot \frac{e^2 \cdot s}{1+|x|\sqrt{2}/\sigma} & \text{for } |x| \leq 9\sqrt{2}\sigma \cdot s. \end{cases}$$

We have $\tau_{s,z}(x) \leq \bar{\tau}_{s,z}(x)$ for all $x \in \mathbb{R}$ and $\int_{-\infty}^{\infty} \bar{\tau}_{s,z}(x) dx = O(s \ln s)$.

Again, we do not know if Theorem 2 is tight, but $\int_{-\infty}^{\infty} \bar{\tau}_{s,z}(x) dx = O(s \ln s)$ cannot be improved below s . The best known upper bound for the uniform density also integrates to $O(s \ln s)$ [Erd17].

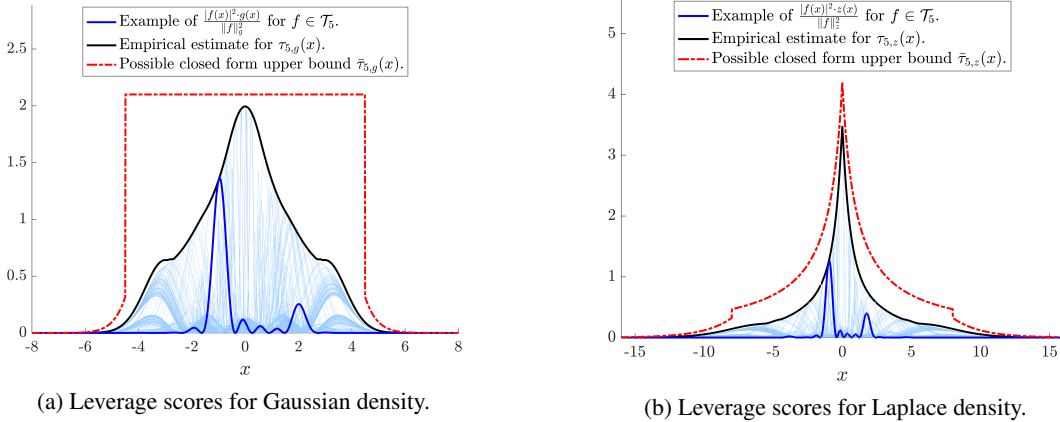


Figure 1: Empirically computed (see Appendix D for details) estimates for the Fourier sparse leverage scores, for sparsity $s = 5$. The solid blue lines are normalized magnitudes of 5-sparse Fourier functions that “spike” well above their average. I.e., they plot $|f(x)|^2 \cdot p(x) / \|f\|_p^2$ for various $f \in \mathcal{T}_5$. The leverage score function $\tau_{5,p}(x)$ is the supremum of all such functions. The dashed red lines are closed-form upper bounds for the leverage scores: establishing such bounds is our main research objective. For illustration, the ones plotted here are tighter than what we can currently prove, but they have the same functional form as Theorems 1 and 2 (just with different constants).

Theorems 1 and 2 are proven in Appendix A and the upper bounds visualized in Figure 1. They build on existing results for when p is the uniform distribution over an interval [BE06, Erd17]. This case has been studied since the work of Turán, who proved the first bounds for \mathcal{T}_s and related function classes that are *independent* of the frequencies $\lambda_1, \dots, \lambda_s$, and only depend on the sparsity s [Tur84, Naz93]. Our bounds take advantage of the exponential form of the Gaussian and Laplace densities e^{-x^2} and $e^{-|x|}$. We show how for $f \in \mathcal{T}_s$ to write the weighted function $f(x) \cdot p(x)$ (whose norm under the uniform density equals f 's under p) in terms of a Fourier sparse function in an extension of \mathcal{T}_s that allows for complex valued frequencies. Combining leverage score type bounds on this extended class [BE06, Erd17] with growth bounds based on Turán’s lemma [Tur84, BE95] yields our results.

When the minimum gap between frequencies in $f \in \mathcal{T}_s$ is lower bounded, we also give a tight bound (integrating to $O(s)$) based on Ingham’s inequality [Ing36], applicable e.g., in our oblivious embedding results when data points are separated by a minimum distance.

3 Kernel Approximation

Given data points³ $x_1, \dots, x_n \in \mathbb{R}$ and positive definite kernel function $k : \mathbb{R} \times \mathbb{R} \rightarrow \mathbb{R}$, let $\mathbf{K} \in \mathbb{R}^{n \times n}$ be the kernel matrix: $\mathbf{K}_{i,j} = k(x_i, x_j)$ for all i, j . \mathbf{K} is the central object in kernel learning methods like kernel regression, PCA, and SVM. Computationally, these methods typically need to invert or find eigenvectors of \mathbf{K} , operations that require $O(n^3)$ time. When n is large, this cost is intractable, even for data in low-dimensions. In fact, even the $O(n^2)$ space required to store \mathbf{K} can quickly lead to a computational bottleneck. To address this issue, kernel approximation techniques like random Fourier features methods [RR07], Nyström approximation [WS01, GM13], and TensorSketch [PP13] seek to approximate \mathbf{K} by a low-rank matrix.

These methods compute an explicit embedding $\mathbf{g} : \mathbb{R} \rightarrow \mathbb{C}^m$ with $m \ll n$ which can be applied to each data point x_i . If $\mathbf{G} \in \mathbb{C}^{m \times n}$ contains $\mathbf{g}(x_i)$ as its i^{th} column, the goal is for $\tilde{\mathbf{K}} = \mathbf{G}^* \mathbf{G}$, which has rank m , to closely approximate \mathbf{K} . I.e., for the inner product $\tilde{\mathbf{K}}_{i,j} = \mathbf{g}(x_i)^* \mathbf{g}(x_j)$ to approximate $\mathbf{K}_{i,j}$. If the approximation is good, $\tilde{\mathbf{K}}$ can be used in place of \mathbf{K} in downstream applications. It can be stored in $O(nm)$ space, admits $O(nm)$ time matrix-vector multiplication, and can be inverted exactly in $O(nm^2)$ time, all linear in n when m is small.

Oblivious Embeddings Like sketching methods for matrices (see e.g., [Woo14]) kernel approximation algorithms fall into two broad classes.

1. Data *oblivious* methods choose a random embedding $\mathbf{g} : \mathbb{R} \rightarrow \mathbb{C}^m$ without looking at the data x_1, \dots, x_n . $\mathbf{g}(x_i)$ can then be applied independently, in parallel, to each data point. Oblivious methods include random Fourier features and TensorSketch methods.
2. Data *adaptive* methods tailor the embedding $\mathbf{g} : \mathbb{R} \rightarrow \mathbb{C}^m$ to the data x_1, \dots, x_n . For example, Nyström approximation constructs \mathbf{g} by projecting (in kernel space) each x_i onto m landmark points selected from the data.

Data oblivious methods offer several advantages over adaptive methods: they are easy to parallelize, naturally apply to streaming or dynamic data, and are typically simpler to implement. However, data adaptive methods currently give more accurate kernel approximations than data oblivious methods [MM17]. A major open question in the area [AKM⁺17, AKK⁺20b] is if this gap is necessary.

Our main contribution in this section is to establish that it *is not necessary* for the commonly used Gaussian and Cauchy kernels: for low-dimensional data we present a data oblivious method with runtime linear in n that nearly matches the best adaptive methods in speed and approximation quality.

3.1 Formal results

Prior work on randomized algorithms for approximating \mathbf{K} considers several metrics of accuracy. We study the following popular approximation guarantee [AM15, MM17, AKK⁺20b]:

Definition 1. For parameters $\epsilon, \lambda \geq 0$, we say $\tilde{\mathbf{K}}$ is an (ϵ, λ) -spectral approximation for \mathbf{K} if:

$$(1 - \epsilon)(\mathbf{K} + \lambda \mathbf{I}) \preceq \tilde{\mathbf{K}} + \lambda \mathbf{I} \preceq (1 + \epsilon)(\mathbf{K} + \lambda \mathbf{I}). \quad (3)$$

Definition 1 can be used to prove guarantees for downstream applications: e.g., that $\tilde{\mathbf{K}}$ is a good preconditioner for kernel ridge regression with regularization λ , or that using $\tilde{\mathbf{K}}$ in place of \mathbf{K} leads to statistical risk bounds. See [AKM⁺17] for details. With (3) as the approximation goal, the data adaptive Nyström method combined with leverage score sampling [AM15] yields the best known kernel approximations among algorithms with runtime linear in n . Specifically, for *any* positive semidefinite kernel function the *RLS* algorithm of [MM17] produces an embedding satisfying (3) with $\epsilon = 0$ and with $m = O(s_\lambda \log s_\lambda)$ in $\tilde{O}(ns_\lambda^2)$ time where s_λ is the statistical dimension of \mathbf{K} :

Definition 2 (λ -Statistical Dimension). The λ -statistical dimension s_λ of a positive semidefinite matrix \mathbf{K} with eigenvalues $\lambda_1 \geq \dots \geq \lambda_n \geq 0$ is defined as $s_\lambda \stackrel{\text{def}}{=} \sum_{i=1}^n \frac{\lambda_i}{\lambda_i + \lambda}$.

³Results are stated for 1D data, where applications of kernel methods include time series analysis and audio processing. As shown in Section 4, our algorithms easily extend to higher dimensions in practice. In theory, however, extended bounds would likely incur an exponential dependence on dimension, as in [AKM⁺17].

The statistical dimension is a natural complexity measure for approximation \mathbf{K} and the embedding dimension of $O(s_\lambda \log s_\lambda)$ from [MM17] is near optimal.⁴ Our main result gives a similar guarantee for two popular kernel functions: the Gaussian kernel $k(x_i, x_j) = e^{-(x_i - x_j)^2 / (2\sigma^2)}$ with width σ and the Cauchy kernel $k(x_i, x_j) = \frac{1}{1 + (x_i - x_j)^2 / \sigma^2}$ with width σ . The Cauchy kernel is also called the “rational quadratic kernel”, e.g., in `sklearn` [PVG⁺11].

Theorem 3. *Consider any set of data points $x_1, \dots, x_n \in \mathbb{R}$ with associated kernel matrix $\mathbf{K} \in \mathbb{R}^{n \times n}$ which is either Gaussian or Cauchy with arbitrary width parameter σ . There exists a randomized oblivious kernel embedding $\mathbf{g} : \mathbb{R} \rightarrow \mathbb{C}^m$ such that, if $\mathbf{G} = [\mathbf{g}(x_1) \dots \mathbf{g}(x_n)]$, with high probability $\tilde{\mathbf{K}} = \mathbf{G}^* \mathbf{G}$ satisfies (3) with embedding dimension $m = O(\frac{s_\lambda}{\epsilon^2})$. \mathbf{G} can be constructed in $\tilde{O}(n \cdot s_\lambda^{3.5} / \epsilon^4)$ time for Gaussian kernels and $\tilde{O}(n \cdot s_\lambda^3 / \epsilon^4)$ time for Cauchy kernels.*

Theorem 3 is a simplified statement of Corollary 26, proven in Appendix B. There we explicitly state the form of \mathbf{g} , which as discussed in Section 3.2 below, is composed of a random Fourier features sampling step followed by a standard random projection. For one dimensional data, our method matches the best Nyström method in terms of embedding dimension up to a $1/\epsilon^2$ factor, and in terms of running time up to an $s_\lambda^{1.5}$ factor. It thus provides one of the first nearly optimal oblivious embedding methods for a special class of kernels. The only similar known result applies to polynomial kernels of degree q , which can be approximated using the TensorSketch technique [PP13, MSW19, ANW14]. A long line of work on this method culminated in a recent breakthrough achieving embedding dimension $m = O(q^4 s_\lambda / \epsilon^2)$, with embedding time $O(nm)$ [AKK⁺20b]. That method can be extended e.g., to the Gaussian kernel, via polynomial approximation of the Gaussian, but one must assume that the data lies within a ball of radius R and the embedding dimension suffers polynomially in R .

3.2 Our approach

Theorem 3 is based on a modified version of the popular *random Fourier features (RFF)* method from [RR07], and like the original method can be implemented in a few lines of code (see Section 4). As for all RFF methods, it is based on the following standard result for shift-invariant kernel functions:

Fact 4 (Bochner’s Theorem). *For any shift invariant kernel $k(x, y) = k(x - y)$ where $k : \mathbb{R} \rightarrow \mathbb{R}$ is a positive definite function with $k(0) = 1$, the inverse Fourier transform given by $p_k(\eta) = \int_{t \in \mathbb{R}} e^{2\pi i \eta t} k(t) dt$ is a probability density function. I.e. $p_k(\eta) \geq 0$ for all $\eta \in \mathbb{R}$ and $\int_{\eta \in \mathbb{R}} p_k(\eta) = 1$.*

As observed by Rahimi and Recht in [RR07], Fact 4 inspires a natural class of linear time randomized algorithms for approximating \mathbf{K} . We begin by observing that \mathbf{K} can be written as $\mathbf{K} = \Phi^* \Phi$, where Φ denotes the Hermitian adjoint and $\Phi : \mathbb{C}^n \rightarrow L_2$ is the linear operator with $[\Phi \mathbf{w}](\eta) = \sqrt{p_k(\eta)} \cdot \sum_{j=1}^n \mathbf{w}_j e^{-2\pi i \eta x_j}$ for $\mathbf{w} \in \mathbb{C}^n, \eta \in \mathbb{R}$.

It is helpful to think of Φ as an infinitely tall matrix with n columns and rows indexed by real valued “frequencies” $\eta \in \mathbb{R}$. RFF methods approximate \mathbf{K} by subsampling and reweighting rows (i.e. frequencies) of Φ independently at random to form a matrix $\mathbf{G} \in \mathbb{C}^{m \times n}$. \mathbf{K} is approximated by $\tilde{\mathbf{K}} = \mathbf{G}^* \mathbf{G}$. In general, row subsampling is performed using a non-uniform importance sampling distribution. The following general framework for unbiased sampling is described in [AKM⁺17]:

Definition 3 (Modified RFF Embedding). *Consider a shift invariant kernel $k : \mathbb{R} \rightarrow \mathbb{R}$ with inverse Fourier transform p_k . For a chosen PDF q whose support includes that of p_k , the Modified RFF embedding $\mathbf{g}(x) : \mathbb{R} \rightarrow \mathbb{C}^m$ is obtained by sampling η_1, \dots, η_m independently from q and defining:*

$$\mathbf{g}(x) = \frac{1}{\sqrt{m}} \left[\sqrt{\frac{p_k(\eta_1)}{q(\eta_1)}} e^{-2\pi i \eta_1 x}, \dots, \sqrt{\frac{p_k(\eta_m)}{q(\eta_m)}} e^{-2\pi i \eta_m x} \right]^*.$$

It is easy to observe that for the modified RFF method $\mathbb{E}[\mathbf{g}(x)^* \mathbf{g}(y)] = k(x, y)$ and thus $\mathbb{E}[\mathbf{G}^* \mathbf{G}] = \mathbf{K}$. So, the feature transformation $\mathbf{g}(\cdot)$ gives an unbiased approximation to \mathbf{K} for any sampling distribution q used to select frequencies. However, a good choice for q is critical in ensuring that

⁴It can be show that embedding dimension $m = \sum_{i=1}^n \mathbb{1}[\lambda_i \geq \lambda]$ is necessary to achieve (3). Then observe that $s_\lambda \leq \sum_{i=1}^n \mathbb{1}[\lambda_i \geq \lambda] + \frac{1}{\lambda} \sum_{\lambda_i < \lambda} \lambda_i$. For most kernel matrices encountered in practice, the leading term dominates, so s_λ is roughly on the order of the optimal m .

$\mathbf{G}^* \mathbf{G}$ concentrates closely around its expectation with few samples. The original Fourier features method makes the natural choices $q = p_k$, which leads to approximation bounds in terms of $\|\mathbf{K} - \tilde{\mathbf{K}}\|_\infty$ [RR07]. [AKM⁺17] provides a stronger result by showing that sampling proportional to the so-called *kernel ridge leverage function* is sufficient for an approximation satisfying Definition 1 with $m = O(s_\lambda \log s_\lambda / \epsilon^2)$ samples. That function is defined as follows:

Definition 4 (Kernel Ridge Leverage Function). *Consider a positive definite, shift invariant kernel $k : \mathbb{R} \rightarrow \mathbb{R}$, a set of points $x_1, \dots, x_n \in \mathbb{R}$ with associated kernel matrix $\mathbf{K} \in \mathbb{R}^{n \times n}$, and a ridge parameter $\lambda \geq 0$. The λ -ridge leverage score of a frequency $\eta \in \mathbb{R}$ is given by:*

$$\tau_{\lambda, \mathbf{K}}(\eta) = \sup_{\mathbf{w} \in \mathbb{C}^n, \mathbf{w} \neq 0} \frac{|[\Phi \mathbf{w}](\eta)|^2}{\|\Phi \mathbf{w}\|_2^2 + \lambda \|\mathbf{w}\|_2^2}.$$

Def. 4 is closely related to the standard leverage score of (1). It measures the worse case concentration of a function $\Phi \mathbf{w}$ in the span of our kernelized data points at a frequency η . Since $\|\Phi \mathbf{w}\|_2^2 = \mathbf{w}^* \Phi^* \Phi \mathbf{w} = \mathbf{w}^* \mathbf{K} \mathbf{w}$, leverage score sampling from this class directly aims to preserve $\mathbf{w}^* \mathbf{K} \mathbf{w}$ for worse case \mathbf{w} and thus achieve the spectral guarantee of Def. 1. Due to the additive error $\lambda \mathbf{I}$ in this guarantee, it suffices to bound the concentration with regularization term $\lambda \|\mathbf{w}\|_2^2$ in the denominator.

Of course, the above ridge leverage function is data dependent. To obtain an oblivious sketching method [AKM⁺17] suggests proving closed form upper bounds on the function, which can be used in its place for sampling. They prove results for the Gaussian kernel, but the bounds require that data lies within a ball of radius R , so do not achieve an embedding dimension linear in s_λ for any dataset. We improve this result by showing that it is possible to bound the *kernel ridge leverage function* in terms of the *Fourier sparse leverage function* for the density p_k given by the kernel Fourier transform:

Theorem 5. *Consider a positive definite, shift invariant kernel $k : \mathbb{R} \rightarrow \mathbb{R}$, any points $x_1, \dots, x_n \in \mathbb{R}$ and the associated kernel matrix \mathbf{K} , with statistical dimension s_λ . Let $s = 6 \lceil s_\lambda \rceil + 1$. Then:*

$$\forall \eta \in \mathbb{R}, \quad \tau_{\lambda, \mathbf{K}}(\eta) \leq (2 + 6s_\lambda) \cdot \tau_{s, p_k}(\eta).$$

We prove Theorem 5 in Appendix B. We show that $\Phi \mathbf{w}$ can be approximated by an $s = 6 \lceil s_\lambda \rceil + 1$ Fourier sparse function, so bounding how much it can spike (i.e., which bounds the ridge leverage score of Def. 4) reduces to bounding the Fourier sparse leverage scores. With Theorem 5 in place, we immediately obtain a modified random Fourier features method for any kernel k , given an upper bound the Fourier sparse leverage scores of p_k . The Fourier transform of the Gaussian kernel is Gaussian, so Theorem 1 provides the required bound. The Fourier transform of the Cauchy kernel is the Laplace distribution, so Theorem 2 provides the required bound.

Final Embeddings via Random Projection. In both cases, Theorem 5 combined with our leverage scores bounds does not achieve a tight result alone, yielding embeddings with $m = O(\text{poly}(s_\lambda))$. To achieve the linear dependence on s_λ in Theorem 3, we show that it suffices to post-process the modified RFF embedding \mathbf{g} with a standard oblivious random projection method [CNW16]. Proofs are detailed in Appendix B.3, with a complete statement of the random features + random projection embedding algorithm given in Corollary 26.

It is worth noting that, given any approximation $\tilde{\mathbf{K}} = \mathbf{G}^* \mathbf{G}$ satisfying Definition 1, we can always apply oblivious random projection to \mathbf{G} to further reduce the embedding to the target dimension $O(\frac{s_\lambda}{\epsilon^2})$, while maintaining the guarantee of Definition 1 up to constants on the error parameters.⁵ Thus, the main contribution of Theorem 3 is achieving a lower initial dimension of \mathbf{G} via this sampling step, which directly translates into a faster runtime to produce the final embedding. Our initial embedding dimension, and hence runtime depends polynomially on s_λ and ϵ . Existing work [AKM⁺17, AKK⁺20b] makes an additional assumption that the data points fall in some radius R , and their initial embedding dimension and hence runtime suffers polynomially in this parameter. Related results make no such assumption, but depend linearly on $1/\lambda$ [AKM⁺17, LTOS19], a quantity which can be much larger than s_λ in the typical case when \mathbf{K} has decaying eigenvalues.

⁵We also need the slightly stronger condition that $\tilde{\mathbf{K}}$'s statistical dimension is close to that of \mathbf{K} . This condition holds for essentially all known sketching methods.

4 Experimental Results

We now illustrate the potential of Fourier sparse leverage score bounds by empirically evaluating the modified random Fourier features (RFF) method of Section 3. We implement the method without the final JL projection, and use simplifications of the frequency distributions from Theorems 1 and 2, which work well in experiments. For data in \mathbb{R}^d for $d > 1$, we extend these distributions to their natural spherically symmetric versions. See Appendix E for details and Figure 2 for a visualization.

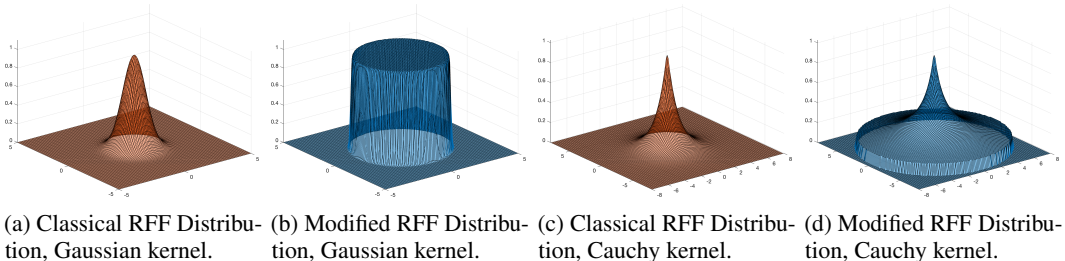


Figure 2: Distributions used to sample random Fourier features frequencies η_1, \dots, η_m . The “Classical RFF” distributions are from the original paper by Rahimi, Recht [RR07]. The “Modified RFF” distributions are simplified versions of the leverage score upper bounds from Theorems 1 and 2. Notably, our modified distributions sample *high frequencies* (i.e. large ℓ_2 norm) with higher probability than Classical RFF, leading to theoretical and empirical improvements in kernel approximation.

We compare our method against the classical RFF method on a kernel ridge regression problem involving precipitation data from Slovakia [NM13], a benchmark GIS data set. See Figure 3 for a description. The regression solution requires computing $(\mathbf{K} + \lambda \mathbf{I})^{-1} \mathbf{y}$, where \mathbf{y} is a vector of training data. Doing so with a direct method is slow since \mathbf{K} is large and dense, so an iterative solver is necessary. However, when cross validation is used to choose a kernel width σ and regularization parameter λ , the optimal choices lead to a poorly conditioned system, which leads to slow convergence.

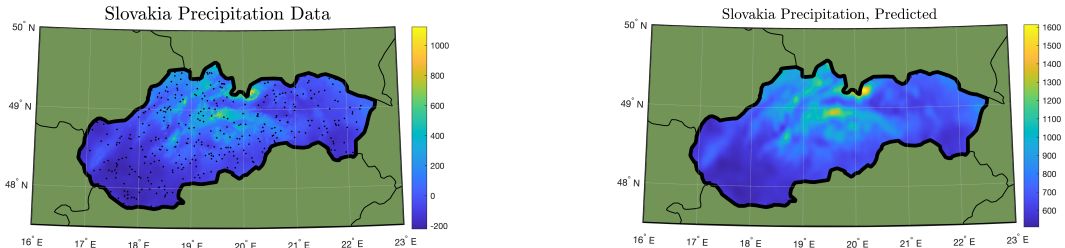


Figure 3: The left image shows precipitation data for Slovakia in mm/year at $n = 196k$ locations on a regular lat/long grid [NM13]. Our goal is to approximate this precipitation function based on 6400 training samples from randomly selected locations (visualized as black dots). The right image shows the prediction given by a kernel regression model with Gaussian kernel, which was computed efficiently using our modified random Fourier method along with a preconditioned CG method.

There are two ways to solve the problem faster using a kernel approximation: either $\tilde{\mathbf{K}}$ can be used in place of \mathbf{K} when solving $(\tilde{\mathbf{K}} + \lambda \mathbf{I})^{-1} \mathbf{y}$, or it can be used as a preconditioner to accelerate the iterative solution of $(\mathbf{K} + \lambda \mathbf{I})^{-1} \mathbf{y}$. We explore the later approach because [AKM⁺17] already empirically shows the effectiveness of the former. While their modified RFF algorithm is different than ours *in theory*, we both make similar practical simplifications (see Appendix E), which lead our empirically tested methods to be almost identical for the Gaussian kernel. Results on preconditioning are shown in Figure 4. Our modified RFF method leads to substantially faster convergence for a given number of random feature samples, which in turn leads to better downstream prediction error. The superior performance of the modified RFF method can be explained theoretically: our method is designed to target the spectral approximation guarantee of Definition 1, which is *guaranteed to ensure good preconditioning* for $\mathbf{K} + \lambda \mathbf{I}$ [AKM⁺17]. On the other hand, the classical RFF method actually

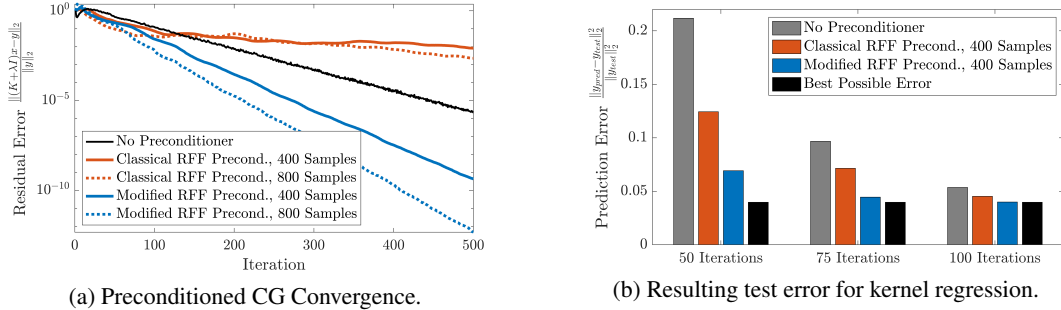


Figure 4: The left plot shows residual convergence when solving $\min_{\mathbf{x}} \|(\mathbf{K} + \lambda\mathbf{I})\mathbf{x} - \mathbf{y}\|$ using PCG. Baseline convergence (the black line) is slow, so we preconditioned with both a classical RFF approximation and our modified RFF approximation. Classical RFF accelerates convergence in the high error regime, but slows convergence eventually. Our method significantly accelerates convergence, with better performance as the number of RFF samples increases. On the right, we show that better system solve error leads to better downstream predictions. The black bar represents the relative error of a prediction computed by exactly inverting $\mathbf{K} + \lambda\mathbf{I}$. An approximate solution obtained using our preconditioner approaches this ideal error more rapidly than the other approaches.

achieves better error than our method in other metrics like $\|\mathbf{K} - \tilde{\mathbf{K}}\|_2$, both in theory [Tro15] and empirically (Figure 4). However, for preconditioning, such bounds will not necessarily ensure fast convergence. The key observation is that the spectral guarantee requires better approximation in the *small* eigenspaces of \mathbf{K} . By more aggressively sampling higher frequencies that align with these directions (see Figure 2) the modified method obtains a better approximation.

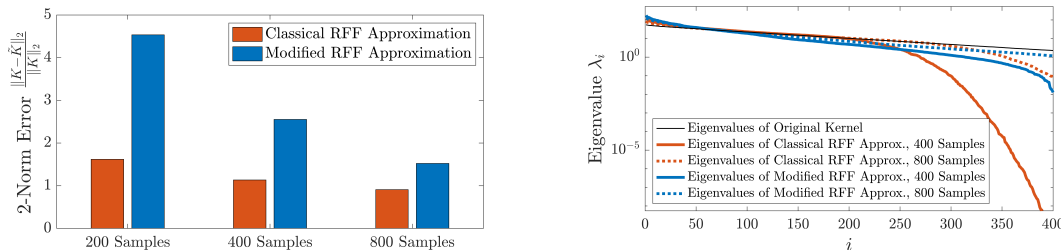


Figure 5: The left plot compares relative spectral norm errors for randomized kernel approximations for a Gaussian kernel matrix \mathbf{K} . The classical RFF method actually has *better* error. However, as shown in the right plot, the modified method better approximates the small eigenvalues of \mathbf{K} , which is necessary for effective preconditioning as it leads to a better relative condition number.

Broader Impacts

Our work contributes to an improved understanding of sampling for kernel approximation and kernel-related function approximation problems. It ties together work in machine learning, signal processing, and approximation theory, which we feel has value in connecting different research communities. Our results in particular focus on low-dimensional interpolation problems, which arise in application areas such as geology, ecology and other scientific fields, medical imaging, and wireless communication. In many of these areas, data driven methods are used to effect positive societal change.

As with all work on efficient learning methods, the algorithms we present, or future variants of them, have the potential to scale inference to even larger data sets than the current state of the art. This can lead to a variety of negative impacts. For example, it may drive the proliferation of massive data collection by corporations and governments for inference tasks, and thus contribute to the associated privacy risks of this data collection. Kernel methods and Gaussian process regression are extremely general tools, used in many applications, including those that may have negative society impacts, such as cell-phone localization, and human and other target tracking. It is possible that our techniques could be employed in these applications.

Funding Disclosure

We have no external funding to disclose.

References

- [AC20] Ben Adcock and Juan M. Cardenas. Near-optimal sampling strategies for multivariate function approximation on general domains. *SIAM Journal on Mathematics of Data Science*, 2020.
- [AKK⁺20a] Naman Agarwal, Sham Kakade, Rahul Kidambi, Yin-Tat Lee, Praneeth Netrapalli, and Aaron Sidford. Leverage score sampling for faster accelerated regression and ERM. In *Proceedings of the 31st International Conference on Algorithmic Learning Theory*, volume 117, pages 22–47, 2020.
- [AKK⁺20b] Thomas D. Ahle, Michael Kapralov, Jakob B. T. Knudsen, Rasmus Pagh, Ameya Velingker, David P. Woodruff, and Amir Zandieh. Oblivious sketching of high-degree polynomial kernels. In *Proceedings of the 31st Annual ACM-SIAM Symposium on Discrete Algorithms (SODA)*, pages 141–160, 2020.
- [AKM⁺17] Haim Avron, Michael Kapralov, Cameron Musco, Christopher Musco, Ameya Velingker, and Amir Zandieh. Random Fourier features for kernel ridge regression: approximation bounds and statistical guarantees. In *Proceedings of the 34th International Conference on Machine Learning (ICML)*, pages 253–262, 2017.
- [AKM⁺19] Haim Avron, Michael Kapralov, Cameron Musco, Christopher Musco, Ameya Velingker, and Amir Zandieh. A universal sampling method for reconstructing signals with simple Fourier transforms. In *Proceedings of the 51st Annual ACM Symposium on Theory of Computing (STOC)*, 2019.
- [AM15] Ahmed Alaoui and Michael W. Mahoney. Fast randomized kernel ridge regression with statistical guarantees. In *Advances in Neural Information Processing Systems 28 (NeurIPS)*, pages 775–783, 2015.
- [ANW14] Haim Avron, Huy Nguyen, and David Woodruff. Subspace embeddings for the polynomial kernel. In *Advances in Neural Information Processing Systems 27 (NeurIPS)*, pages 2258–2266, 2014.
- [Bac17] Francis Bach. On the equivalence between kernel quadrature rules and random feature expansions. *Journal of Machine Learning Research*, 18(21):1–38, 2017.
- [BDMI14] Christos Boutsidis, Petros Drineas, and Malik Magdon-Ismail. Near-optimal column-based matrix reconstruction. *SIAM Journal on Computing*, 43(2):687–717, 2014.
- [BE95] Peter Borwein and Tamás Erdélyi. *Polynomials and polynomial inequalities*, volume 161 of *Graduate Texts in Mathematics*. Springer-Verlag, New York, 1995.
- [BE96] Peter Borwein and Tamás Erdélyi. A sharp Bernstein-type inequality for exponential sums. *Journal für die reine und angewandte Mathematik*, pages 127–141, 1996.
- [BE00] Peter Borwein and Tamás Erdélyi. Pointwise Remez- and Nikolskii-type inequalities for exponential sums. *Mathematische Annalen*, 316(1):39–60, 2000.
- [BE06] Peter Borwein and Tamás Erdélyi. Nikolskii-type inequalities for shift invariant function spaces. *Proceedings of the American Mathematical Society*, 134(11):3243–3246, 2006.
- [CCM⁺15] Abdellah Chkifa, Albert Cohen, Giovanni Migliorati, Fabio Nobile, and Raul Tempone. Discrete least squares polynomial approximation with random evaluations - application to parametric and stochastic elliptic PDEs. *ESAIM: M2AN*, 49(3):815–837, 2015.
- [CKPS16] Xue Chen, Daniel M. Kane, Eric Price, and Zhao Song. Fourier-sparse interpolation without a frequency gap. In *Proceedings of the 57th Annual IEEE Symposium on Foundations of Computer Science (FOCS)*, pages 741–750, 2016. Full version at arXiv:1609.01361.
- [CLM⁺15] Michael B. Cohen, Yin Tat Lee, Cameron Musco, Christopher Musco, Richard Peng, and Aaron Sidford. Uniform sampling for matrix approximation. In *Proceedings of the 6th Conference on Innovations in Theoretical Computer Science (ITCS)*, pages 181–190, 2015.
- [CM17] Albert Cohen and Giovanni Migliorati. Optimal weighted least-squares methods. *SMIA Journal of Computational Mathematics*, 3:181–203, 2017.

- [CMM17] Michael B. Cohen, Cameron Musco, and Christopher Musco. Input sparsity time low-rank approximation via ridge leverage score sampling. In *Proceedings of the 28th Annual ACM-SIAM Symposium on Discrete Algorithms (SODA)*, pages 1758–1777, 2017.
- [CNW16] Michael B Cohen, Jelani Nelson, and David P Woodruff. Optimal approximate matrix product in terms of stable rank. In *Proceedings of the 43rd International Colloquium on Automata, Languages and Programming (ICALP)*, 2016.
- [CP17] Di Chen and Jeff M Phillips. Relative error embeddings of the Gaussian kernel distance. In *International Conference on Algorithmic Learning Theory*, pages 560–576, 2017.
- [CP19a] Xue Chen and Eric Price. Active regression via linear-sample sparsification. *Proceedings of the 32nd Annual Conference on Computational Learning Theory (COLT)*, 2019.
- [CP19b] Xue Chen and Eric Price. Estimating the frequency of a clustered signal. In *Proceedings of the 46th International Colloquium on Automata, Languages and Programming (ICALP)*, 2019.
- [CVSK16] Sih Chen, Rohan Varma, Aarti Singh, and Jelena Kovačević. A statistical perspective of sampling scores for linear regression. In *Proceedings of the 2016 IEEE International Symposium on Information Theory (ISIT)*, pages 1556–1560, 2016.
- [Den16] S. Denisov. On the size of the polynomials orthonormal on the unit circle with respect to a measure which is a sum of the Lebesgue measure and p point masses. *Proceedings of the American Mathematical Society*, 144:1029–1039, 2016.
- [DM16] Petros Drineas and Michael W. Mahoney. RandNLA: Randomized numerical linear algebra. *Communications of the ACM*, 59(6), 2016.
- [DMM06a] Petros Drineas, Michael W. Mahoney, and S. Muthukrishnan. Sampling algorithms for ℓ_2 regression and applications. In *Proceedings of the 17th Annual ACM-SIAM Symposium on Discrete Algorithms (SODA)*, pages 1127–1136, 2006.
- [DMM06b] Petros Drineas, Michael W Mahoney, and Shanmugavelayutham Muthukrishnan. Subspace sampling and relative-error matrix approximation: Column-based methods. In *Approximation, Randomization, and Combinatorial Optimization. Algorithms and Techniques*, pages 316–326. Springer, 2006.
- [DWH18] Michal Dereziński, Manfred K. K Warmuth, and Daniel J Hsu. Leveraged volume sampling for linear regression. In *Advances in Neural Information Processing Systems 31 (NeurIPS)*. 2018.
- [ELMM20] Yonina C. Eldar, Jerry Li, Cameron Musco, and Christopher Musco. Sample efficient toeplitz covariance estimation. *Proceedings of the 31st Annual ACM-SIAM Symposium on Discrete Algorithms (SODA)*, 2020.
- [Erd17] Tamás Erdélyi. Inequalities for exponential sums. *Sbornik: Mathematics*, 208(3):433–464, 2017.
- [FSS19] Michaël Fanuel, Joachim Schreurs, and Johan AK Suykens. Nyström landmark sampling and regularized Christoffel functions. *arXiv:1905.12346*, 2019.
- [GM13] Alex Gittens and Michael Mahoney. Revisiting the Nyström method for improved large-scale machine learning. In *Proceedings of the 30th International Conference on Machine Learning (ICML)*, pages 567–575, 2013.
- [GS12] Venkatesan Guruswami and Ali Kemal Sinop. Optimal column-based low-rank matrix reconstruction. In *Proceedings of the 23rd Annual ACM-SIAM Symposium on Discrete Algorithms (SODA)*, pages 1207–1214. SIAM, 2012.
- [HD15] Jerrad Hampton and Alireza Doostan. Coherence motivated sampling and convergence analysis of least squares polynomial chaos regression. *Computer Methods in Applied Mechanics and Engineering*, 290:73–97, 2015.
- [HS93] Mark S. Handcock and Michael L. Stein. A Bayesian analysis of kriging. *Technometrics*, 35(4):403–410, 1993.
- [Ing36] Albert Edward Ingham. Some trigonometrical inequalities with applications to the theory of series. *Mathematische Zeitschrift*, 41(1):367–379, 1936.

- [KKP⁺20] Aku Kammonen, Jonas Kiessling, Petr Plecháč, Mattias Sandberg, and Anders Szepessy. Adaptive random Fourier features with Metropolis sampling. *arXiv:2007.10683*, 2020.
- [Kós08] G. Kós. Two Turán type inequalities. *Acta Mathematica Hungarica*, 119(3):219–226, 2008.
- [Kot33] Vladimir A. Kotelnikov. On the carrying capacity of the ether and wire in telecommunications. *Material for the First All-Union Conference on Questions of Communication, Izd. Red. Upr. Svyazi RKKA*, 1933.
- [KS16] Rasmus Kyng and Sushant Sachdeva. Approximate Gaussian elimination for laplacians - fast, sparse, and simple. *Proceedings of the 57th Annual IEEE Symposium on Foundations of Computer Science (FOCS)*, pages 573–582, 2016.
- [LHC⁺20] Fanghui Liu, Xiaolin Huang, Yudong Chen, Jie Yang, and Johan AK Suykens. Random Fourier features via fast surrogate leverage weighted sampling. In *Proceedings of the 34th AAAI Conference on Artificial Intelligence (AAAI)*, 2020.
- [Lor83] Lee Lorch. Alternative proof of a sharpened form of Bernstein’s inequality for Legendre polynomials. *Applicable Analysis*, 14(3):237–240, 1983.
- [LP61] Henry J. Landau and Henry O. Pollak. Prolate spheroidal wave functions, Fourier analysis and uncertainty – II. *The Bell System Technical Journal*, 40(1):65–84, 1961.
- [LP62] Henry J. Landau and Henry O. Pollak. Prolate spheroidal wave functions, Fourier analysis and uncertainty – III: The dimension of the space of essentially time- and band-limited signals. *The Bell System Technical Journal*, 41(4):1295–1336, 1962.
- [LP19] Jean B. Lasserre and Edouard Pauwels. The empirical Christoffel function with applications in data analysis. *Advances in Computational Mathematics*, 45(3):1439–1468, 2019.
- [LS15] Yin Tat Lee and Aaron Sidford. Efficient inverse maintenance and faster algorithms for linear programming. In *Proceedings of the 56th Annual IEEE Symposium on Foundations of Computer Science (FOCS)*, 2015.
- [LTOS19] Zhu Li, Jean-Francois Ton, Dino Oglic, and Dino Sejdinovic. Towards a unified analysis of random Fourier features. *Proceedings of the 36th International Conference on Machine Learning (ICML)*, 2019.
- [Lub15] Doron S Lubinsky. Dirichlet orthogonal polynomials with laguerre weight. *Journal of Approximation Theory*, 194:146–156, 2015.
- [MDMW12] Michael W. Mahoney, Petros Drineas, Malik Magdon-Ismail, and David P. Woodruff. Fast approximation of matrix coherence and statistical leverage. *Journal of Machine Learning Research*, 13:3475–3506, 2012. Preliminary version in the 29th International Conference on Machine Learning (ICML).
- [Mig15] Giovanni Migliorati. Multivariate Markov-type and Nikolskii-type inequalities for polynomials associated with downward closed multi-index sets. *Journal of Approximation Theory*, 189:137 – 159, 2015.
- [MM17] Cameron Musco and Christopher Musco. Recursive sampling for the Nyström method. In *Advances in Neural Information Processing Systems 30 (NeurIPS)*, pages 3833–3845, 2017.
- [MM20] Raphael A Meyer and Christopher Musco. The statistical cost of robust kernel hyperparameter tuning. In *Advances in Neural Information Processing Systems 33 (NeurIPS)*, 2020.
- [MMY15] Ping Ma, Michael W. Mahoney, and Bin Yu. A statistical perspective on algorithmic leveraging. *Journal of Machine Learning Research*, 16(1):861–911, 2015.
- [MSW19] Michela Meister, Tamás Sarlós, and David Woodruff. Tight dimensionality reduction for sketching low degree polynomial kernels. In *Advances in Neural Information Processing Systems 32 (NeurIPS)*, pages 9470–9481, 2019.
- [Naz93] F. L. Nazarov. Local estimates for exponential polynomials and their applications to inequalities of the uncertainty principle type. (russian). *Algebra i Analiz*, 5(4):3–66, 1993. Translation in St. Petersburg Math. J. 5 (1994), no. 4, 663–717.

- [Nev86] Paul Nevai. Géza Freud, orthogonal polynomials and Christoffel functions. a case study. *Journal of Approximation Theory*, 48(1):3 – 167, 1986.
- [NM13] Markus Neteler and Helena Mitasova. *Open source GIS: a GRASS GIS approach*, volume 689. Springer Science & Business Media, 2013.
- [Nyq28] Harry Nyquist. Certain topics in telegraph transmission theory. *Transactions of the American Institute of Electrical Engineers*, 47(2):617–644, 1928.
- [OR14] Andrei Osipov and Vladimir Rokhlin. On the evaluation of prolate spheroidal wave functions and associated quadrature rules. *Applied and Computational Harmonic Analysis*, 36(1):108–142, 2014.
- [PBV18] Edouard Pauwels, Francis Bach, and Jean-Philippe Vert. Relating leverage scores and density using regularized Christoffel functions. In *Advances in Neural Information Processing Systems 31 (NeurIPS)*, pages 1670–1679, 2018.
- [PP13] Ninh Pham and Rasmus Pagh. Fast and scalable polynomial kernels via explicit feature maps. In *Proceedings of the 19th ACM SIGKDD International Conference on Knowledge Discovery and Data Mining (KDD)*, pages 239–247, 2013.
- [PT20] Jeff M Phillips and Wai Ming Tai. The GaussianSketch for almost relative error kernel distance. In *Proceedings of the 23rd International Workshop on Approximation Algorithms for Combinatorial Optimization Problems (APPROX)*, 2020.
- [PVG⁺11] F. Pedregosa, G. Varoquaux, A. Gramfort, V. Michel, B. Thirion, O. Grisel, M. Blondel, P. Prettenhofer, R. Weiss, V. Dubourg, J. Vanderplas, A. Passos, D. Cournapeau, M. Brucher, M. Perrot, and E. Duchesnay. Scikit-learn: Machine learning in Python. *Journal of Machine Learning Research*, 12, 2011.
- [RR07] Ali Rahimi and Benjamin Recht. Random features for large-scale kernel machines. In *Advances in Neural Information Processing Systems 20 (NeurIPS)*, pages 1177–1184, 2007.
- [RW06] Carl Edward Rasmussen and Christopher K. I. Williams. *Gaussian Processes for Machine Learning*. The MIT Press, 2006.
- [RW12] Holger Rauhut and Rachel Ward. Sparse Legendre expansions via ℓ_1 -minimization. *Journal of Approximation Theory*, 164(5):517 – 533, 2012.
- [Sar06] Tamás Sarlós. Improved approximation algorithms for large matrices via random projections. In *Proceedings of the 47th Annual IEEE Symposium on Foundations of Computer Science (FOCS)*, pages 143–152, 2006.
- [Sha49] Claude E. Shannon. Communication in the presence of noise. *Proceedings of the Institute of Radio Engineers*, 37(1):10–21, 1949.
- [SK19] Shahin Shahrampour and Soheil Kolouri. On sampling random features from empirical leverage scores: Implementation and theoretical guarantees. *arXiv:1903.08329*, 2019.
- [SP61] David Slepian and Henry O. Pollak. Prolate spheroidal wave functions, Fourier analysis and uncertainty – I. *The Bell System Technical Journal*, 40(1):43–63, 1961.
- [SS11] Daniel A. Spielman and Nikhil Srivastava. Graph sparsification by effective resistances. *SIAM Journal on Computing*, 40(6):1913–1926, 2011. Preliminary version in the 40th Annual ACM Symposium on Theory of Computing (STOC).
- [Ste12] Michael L Stein. *Interpolation of spatial data: some theory for kriging*. Springer Science & Business Media, 2012.
- [Tro15] Joel A. Tropp. An introduction to matrix concentration inequalities. *Foundations and Trends in Machine Learning*, 8(1-2):1–230, 2015.
- [Tur84] Paul Turán. *On a new method of analysis and its applications*. John Wiley & Sons, 1984.
- [WA13] Andrew Wilson and Ryan Adams. Gaussian process kernels for pattern discovery and extrapolation. In *Proceedings of the 30th International Conference on Machine Learning (ICML)*, pages 1067–1075, 2013.
- [Whi15] Edmund T. Whittaker. On the functions which are represented by the expansions of the interpolation theory. *Proceedings of the Royal Society of Edinburgh*, 35:181–194, 1915.

- [Woo14] David P. Woodruff. Sketching as a tool for numerical linear algebra. *Foundations and Trends in Theoretical Computer Science*, 10(1–2):1–157, 2014.
- [WS01] Christopher Williams and Matthias Seeger. Using the Nyström method to speed up kernel machines. In *Advances in Neural Information Processing Systems 14 (NeurIPS)*, pages 682–688, 2001.
- [XRY01] Hong Xiao, Vladimir Rokhlin, and Norman Yarvin. Prolate spheroidal wavefunctions, quadrature and interpolation. *Inverse Problems*, 17(4):805–838, 2001.